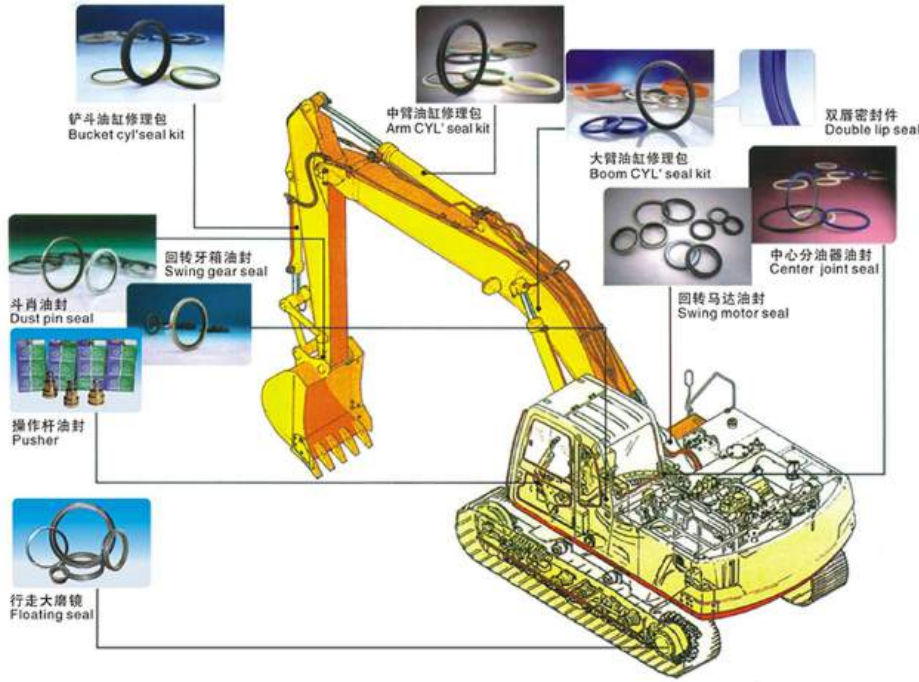


油封系列 SEALING SERIES



All Original Manufacturer's Name Parts Number Logo And Description Are For Reference Purposes Only

油封系列 SEALING SERIES



注：所有原厂制造商之名称、型号、标志及品名仅供参考

JW-1001



常用骨架油封对照表 COMMONLY USE OIL SEAL COMPARISON TABLE

机型 MODEL	液泵骨架 PUMP SEAL	旋转泵骨架 S/M SEAL	立轴油封 GEAR BOX SEAL	行走泵骨架 T.M SEAL	机型 MODEL	液泵骨架 PUMP SEAL	旋转泵骨架 S/M SEAL	立轴油封 GEAR BOX SEAL	行走泵骨架 T.M SEAL
HD1250-5/7			AD4346	AP2507	ZX230		AP2086	BW5346	AP2864
HD250-7	35*52*6	AP3527	AP3222	AP1148	EX220			BW4527	
HD400SE			AP3527		EX300			BW4527	
HD700-5	AP2967	AP2864	AP4063	AP2507	EX300-5		AP2864	AP5856	
HD700-7	AP2388	AP2864	AP4063	AP2507	UH07-7		AP3744	AE4624	AP2240/AP3744
HD770-1			AD4451A		PC100-3		AP3222		AP2791
HD770-2		AP3618	AE4795		PC100-5	AP2085	AP2085		AP1148
HD800-5		AP2507	AD4542/AD4795	AP2507	PC100-6				AP1148
HD800-7	AP2388	AP2507	AD4542	AP2507	PC120-3		60*82*9		
HD880-2	AP2864				PC120-5	AP2085	AP2085	AD3842	AP1904
HD900-5		AP2668			PC120-6			AD4581	
LS2800	AP8738	AP2864	AD4063	AP2240	PC200-1	AP2791	AP3222	AD4346	AP2791
SH60		AP3527			PC200-2	AP3409	AP2388	AD4346	
SH100A3			AD4063	AP1904	PC200-3	AP2668	AP3409/AP3222	AD4399	BP3054
SH120	AP2085	AP1148/AP2085		AP1904	PC200-5	AP2668	AP2390	AD4399	BP3054/AP3222
SH200		AP2864	AD4063	AP2659	PC200-6	AP2668	AP2390	AD4399	AP2240
SH220	AP2388	AP2864	AD4063		PC200-7			AD4282	
SK07N2			AP4713		PC220-3	AP2668	BP3054	AD4399	
SK100			AW4545		PC220-5	AP2668		AD4399	
SK120			AW4545		PC220-6	AP2668		AD4399	
SK200-1	AP2967				PC300			BW5669	
SK200-3	AP2668	AP2668		AP3055	PC400-5			AP4624	
SK200-5	AP2668		BW5073		PC60-5	AP1709	AP2085	AP3222	AP1033/AP1148
SK200-6	AP2668	AP2388/BP4561	BW5073	AP2388	PC60-6	AP1709	AP2085	AD3842	AP1148
SK200-7	AP2668		BW5073		PC60-7			AP3409	AP1148
SK220-6	AP2668		BW5160		E200B	AP2668G	AP2864	AP4212	AP3055
SK60	AP2085	AP1904			E240		AP2864		
EX50-2		AP1904		AP2864	E312		AP2240	AP4212	
EX100-2	AP3055	35*52*7	BW4528	AP2388	E312B			AW4068	
EX120	AP3055	45*65*12			E320	AP2668	AP2864/BP4561	AP4212	
EX120-5	AP1978/AP2507	35*52*7		AP2240	E320B	AP2668	BP4561	AP4212	AP3055
EX200-1	-	AP2668/AP2864	BA4023	AP3055/AP2668	E320C	AP2864	AP2086	AP4282	
EX200-2	AP3055	BP4561	BW4526E	AP3055	DH220-3				
EX200-5	AP3055	AP2390	BW4526E	AP3055	DH220-5	AP2668	AP2864	Ap4063	AP2507
EX200-6		Ap3025	AD5205	AP2864	R220-5	AP2668			
ZX200	# 3055		AP5025	Ap2864	M2X55		AP1904		
ZX210	AP2668G				GM35VA				AP2507
EX210			AP5205		R60-5		AP1709		

JW-1002



发动机曲轴前后油封对照表 ENGINE CRANKSHAFT SEAL F/R COMPARISON TABLE

品牌 BRAND	发动机型号 ENGINE MODEL	名称 DESCRIPTION	油封编码 SEAL CODE	尺寸 SIZE
DAEWOO	DB58T	曲前	AH3222	60x82x12
	DB58T	曲后	AZ4079	100x135x15
	DB58T	曲后	BH3732E	
HINO	EL100	曲前	AE3618	75x100x13
	EL100	曲后	BH1566	
	H07CT/H06CT	曲前	AH3400P	65x88x12
	H07CT/H06CT	曲后	AH7425Q	
MITSUBISHI	6D14	曲前	AE7228E	
	6D14-O	曲后	AH7472	
	6D14新	曲前	BE4018	
	6D16-N	曲后	BZ2374	
	6D16-N	曲前	BZ4526	
	6D22	曲后	AZ8854	
	6D22	曲前	BZ1335	25x45x8
	6D31	曲后	BH3258	
	6D31/4D31	曲前	AE3055	55x78x12
	6D31-O	曲前	AE3053	55x78x9
	6D31-O	曲后	AH8307P	
	6D34	曲后	BZ4603	
	6D34	曲前	BZ5051	
	S4F	曲前	AE3055	55x78x12
	S4F	曲后	AH3932	90x115x13
	S6KT/3066	曲前	AE3527	70x95x13
	S6KT-N	曲后	AZ4291	
	S6KT-O	曲后	BH3673E	
	4BD1	曲后	BH2195	
	4BD1带铁	曲后	AH4079	
4JB1	曲前	AE2847	50x68x9	
4JB1	曲后	AH8846		
6BD1/6BG1	曲前	AH3222	60x82x12	
6BD1/6BG1	曲后	AH7079R		
6BD1/6BG1	曲后	BH3732E	80x100x10	
6D105	曲前	AH3409	65x90x13	
6D105	曲后	AH8279		
6D108	曲前	AE3409	65x90x13	
6D108	曲前	AE3409P		
6D108	曲后	AW4395		
6D108	曲后	AW4915		
6D125	曲前	AE3963		
6D125	曲后	BW2410		
6D95	曲前	AH3297	62x85x12	
6D95	曲后	AW9063		

JW-1003



杯士机型对照表 DU BUSHING & MACHINE MODE COMPARISON TABLE

KOMATSU	BOOM	ARM	BUCKET
PC60-3	65*30	60*30	55*30
PC60-5/6/7	65*35	60*35	55*35
PC100-5	65*30	75*30	60*30
PC120-5/6	70*30	75*30	65*30
PC100-3	65*30	75*30	65*30
20HT-3	90*40	100*40	80*40
PC200-3 (O)	85*40	95*40	75*40
PC200-3 (N)	85*45	95*45	75*40
PC200-5/6/7	85*40	95*40	80*40
PC220-1	90*40	110*50	90*40
PC220-2	90*30	100*50	80*30
PC220-3	90*35	95*35	90*35
PC220-5/6	90*40	110*40	90*40
PC300-3	100*40	110*40	100*40
PC300-5/6	100*50	110*50	100*50
PC350-6	100*30	100*35	100*30
PC350-7	100*30	110*35	100*30

HITACHI	BOOM	ARM	BUCKET
EX120WD-1	75*30	80*30	65*30
EX120-1	75*30	80*30	65*30
EX200-1	85*30	95*30	80*30
EX200-2/3/5	85*30	95*30	75*30
Zx200	85*30	95*30	80*30
EX220-1	90*50	100*50	90*50
EX220-2	90*50	100*50	85*50
EX220LC-1	85*30	95*30	80*30
EX300-1	100*40	110*50	95*40
EX300-5	105*40	115*50	95*40
EX320-1	100*50	115*50	95*40
EX400-1/3	115*35	130*50	115*35
EX450	115*35	130*35	115*35

CAT	BOOM	ARM	BUCKET
E312B	75*40	80*40	65*40
E200B	85*30	95*30	75*30
E311	70*40	75*40	65*40
E320	85*30	100*35	85*30
E320L/B	85*30	100*35	85*30
E330	105*50	110*50	105*50

KATO	BOOM	ARM	BUCKET
HD400-5	70*30	75*30	65*30
HD512	75*30	80*30	70*30
HD550SEV	80*30	85*30	80*30
HD700G	80*40	90*40	80*40
HD700-5/7	85*30	95*30	80*30
HD770SEII	85*40	90*40	85*40
HD800SEV	85*30	100*35	85*30
HD800VII	85*30	100*40	85*30
HD820	85*30	100*35	80*30
HD850G	85*40	90*40	85*40
HD880SE	85*40	90*40	85*40
HD900-5	85*30	105*35	85*30
HD900-7	90*30	105*35	85*30
HD1220SE	90*40	100*40	90*40
HD1250SEV	100*35	110*35	100*35
HD1250VII	100*35	110*35	100*35
HD1430	100*35	120*35	100*35

SUMITOMO	BOOM	ARM	BUCKET
SH265	70*30	80*30	65*30
SH200	85*30	100*30	80*30
SH200-3	85*30	95*30	80*30
SH220	90*40	110*40	90*40
LS280FJ	85*35	95*30	75*30
LS280FJ2	85*30	95*30	80*30

KOBELCO	BOOM	ARM	BUCKET
SK04	65*60	75*40	65*60
SK07N2	85*40	100*50	80*60
SK120-6	70*30	80*30	65*30
SK200-2	85*40	100*40	80*40
SK200-3	85*30	100*30	80*30
SK200-5	80*30	95*30	75*30
SK200-7	85*40	100*40	80*40

HYUNDAI	BOOM	ARM	BUCKET
R210	85*40	95*40	80*40
R220	85*30	95*40	80*30
R450LC-3	110*45	120*50	110*45
R907D	85*60	90*60	75*60

DAEWOO	BOOM	ARM	BUCKET
DH220LC	90*40	95*50	90*40
DH330-3	100*45	115*50	95*45

JW-1004



零件号 PART NO.	浮动油封环 Floating Seal Ring		胶圈 Rubber Ring		适用机型 APPLICATION MODEL		
	外径(O.D)	高度(H)	内径(ID)	线径(WIRE DIAMETER)			
110-30-00085	58	12	46	7.2			
110-30-00045	58	10.5	48.4	6			
HIT 4 110358	62	12.2	52	7.6			
HIT 4 128201	70	12.5	60.8	7.6			
140-30-00040	75	14.5	61	8			
HIT 4 110359	78	12.6	67	8			
2M 2858	82.5	16	66.2	9.6			
20Y-30-00070	86.8	10.75	75.8	7			
141-30-00610	90	14.5	76.5	9			
1M 8747	92	16	76	9.5			
150-30-00035	94	14.5	80	9.3			
175-30-00702	100	14.7	86	9.2			
6S 3285	105	13	92.5	6.3			
20Y-30-00040	107	11	96	7			
20Y-30-00041	109	11	96	7			
1M 8746	109.5	15.9	93	9.5			
HIT 4 110360	114	16	99	9.5			
20Y-30-00100	117	10.7	105	7			
1M 8748	119.1	16.5	102	9.4			
205-30-00052	120.2	15.1	106.5	9			
205-30-00050	122	16.5	106	10			
20Y-30-00101	122	11.7	110	7			
KO 4825	127	16	113	10			
UK 5500	128	16	114	9			
130-27-00020	132	16	117	9.4			
160-27-00015	137	15.5	123	9			
207-30-00101	141	11	130	7			
3S 0303	141	12.9	127.5	6.2			
1P 7249	146	16	128	9.5			
170-27-00010	151	16	137	9.2			
5K 5288	156.9	12.7	142.5	6.2			
5K 1078	168.1	13	154.3	6.3			
175-27-00121	170.5	16.2	155	9.3			
4K 6049	171.7	19	147.3	12.7			
180-27-00021	180	16	166	9			
7M 0481	191.2	19	167	12.7			
5M 1176	210.3	19	184	12.7			
8P 1848	210.3	23	184	12.7			
207-27-00010	215	16.5	195	10.3			
HIT 4 110368	234	21	215	13			
HIT 4 110369	246	18	225	12.7	EX120-3		
5M 8647	251.4	19	225	12.7			
9W 6086	251.5	22.2	225	12.7	D50-17	EX120-2	EX120-5
130-27-00010	252	20	230	12			
141-27-00010	268	21	248.5	12	EX200-2	EX200-3	EX200-5
ES 100-250	276	21.5	254	12.7	EX200-1	R220-5	HD800-5
14X-27-00100	288	20.5	266	12			
6P 3595	292.8	19	265	12.7			
5M 1177	292.8	23	265	12.7	HD900-5	HD900-7	EX120
150-27-00025	328	21	298	12.2	E200B	SH200	SK200-5
5M 7294	346.4	19	318	12.7			EX300-5
170-27-00020	368	20	345	12	PC200-6	PC220-6	DH220-5
4D 4510	394.4	19	370	12.7	E330B	SH300	HD1250-7
	405	20	378	12			
4D 8960	457.2	19	436	12.7			
215*190*22.5	230*200*13				PC80-5	PC60-6	E708
209*234*21	245*216*10				HD400-5	HD450-2	HD700-2
209*234*21	260*215*13				PC100-3	PC120-3	HD450-5
277*250*22	285*248*13				PC100-5	PC120-5	HD400-7
277*250*22	290*248*13				PC100-6	PC120-6	SH120
							SK120

油封系列 SEALING SERIES

油封系列 SEALING SERIES

油封系列 SEALING SERIES

油封系列 SEALING SERIES



油封系列 SEALING SERIES

液压件系列 HYDRAULIC PARTS SERIES

 JW-1031 EX230短(SHORT) Pusher	 JW-1032 EX230长(LONG) Pusher	 JW-1033 EX200-2右(RIGHT) Pusher	 JW-1034 EX200-2左(LEFT) Pusher	 JW-1035 EX200-1 Pusher	
 JW-1036 S6K Pusher	 JW-1037 PC200-1/3 Pusher	 JW-1038 大字新款子弹头 Pusher (New)	 JW-1039 玉柴控机 YC35	 JW-1040 ZAX新款子弹头 Footwork pusher	
 JW-1041 EX-1脚踏阀子弹头 Footwork pusher	 JW-1042 EX-2脚踏阀子弹头 Footwork pusher	 JW-1043 E200B脚踏阀子弹头 Footwork pusher	 JW-1044 E320B脚踏阀子弹头 Footwork pusher	 JW-1045 PC200-5/6 Pusher	 JW-1046 大字脚踏阀子弹头 Footwork pusher



JW-1047
油缸钢环 STEEL RING



JW-2001
液压油缸零件
Hydraulic Cylinder Parts



JW-2002
缸盖、活塞、螺母、前后缓冲
Cylinder Head, Piston, Nut, F/R Buffer



JW-2003
缸盖 Cylinder Head



JW-2004



JW-2006
活塞 piston



JW-2007
螺母 Shaft Nut



JW-2008
杯士 Bushing



JW-2009
缓冲套
Cushion Collar



JW-2010
内缸盖 Collar

液
压
件
系
列
H
Y
D
R
A
U
L
I
C
P
A
R
T
S
S
E
R
I
E
S

液
压
件
系
列
H
Y
D
R
A
U
L
I
C
P
A
R
T
S
S
E
R
I
E
S

>> JW-2011



K3V153-90413
安装孔径
90mm
4孔13齿
2油管/3油管
适用机型
HD820
HD1023
DH200-5等

>> JW-2012



K3V154-90413
安装孔径
90mm
4孔13齿
3油管/4油管
适用机型
SK200-6
SK230-6
R200等

>> JW-2013



KP1009CLFSS
安装孔径
51mm
2孔12齿
2油管
适用机型
SK200
SH120
SK120-3/5等

>> JW-2014



UH083
4035495

>> JW-2015



07432-72203
安装孔径
72mm
13齿
适用机型:
D65A-6
D65S-8
D65P-8等

>> JW-2016



07432-71203
安装孔径
72mm
13齿
适用机型
D85E-18
D80A-18等

>> JW-2017



14X-49-11600
安装孔径
72mm
13齿
适用机型
D65E-12
D65PX-12
D85E-SS-2等

>> JW-2018



KP1009CHFSS
安装孔径
51mm
2开口
2油管
适用机型
E200B
E180
E240B等

>> JW-2019



41-1023
安装孔径
51mm
2开口
2油管
适用机型
E312B
E312L
E320等

>> JW-2020



K3V153-80413
安装孔径
80mm
4孔13齿
2油管/3油管
适用机型
DH513
R130
SK100-3/5等

>> JW-2021



K3V154-80413
安装孔径
80mm
4孔13齿
3油管/4油管
适用机型
SK200-5等

>> JW-2022



K3V153-78213
安装孔径
78mm
2孔13齿
2油管/3油管
适用机型
SH200A3等

>> JW-2023



4181700
9217993
安装孔径
83mm
10齿
2孔
两开口
适用机型
EX200-1
EX330-5
ZX330等

>> JW-2024



4255303
9218004
安装孔径
67mm
10齿
2孔
适用机型
EX100-2
EX120-2
EX200-2等

>> JW-2025



4276918
9218005
安装孔径
83mm
10齿
两开口
适用机型
EX100-3
EX200-3
ZX270等

JW-2026



K3V112DT
Hydraulic pump

JW-2027



K3V140DT
Hydraulic pump

JW-2028



K3V180DT
Hydraulic pump

JW-2029



K3V63DT
Hydraulic pump

JW-2030



DH258
Hydraulic pump

JW-2031



K5V140
Hydraulic pump

JW-2032



GM07
Travel Motor Assy

JW-2033



GM09
Travel Motor Assy

JW-2034



GM18
Travel Motor Assy

JW-2035



AP2D25
Hydraulic pump

JW-2036



R55
S/M PUMP

JW-2037



A8V0107
Hydraulic pump

JW-2038



A8V55液压泵总成
A8V55 hydraulic main pump

JW-2039



A8V055 HD450-5液压泵总成
A8V055 HD450-5 hydraulic main pump

JW-2040



CAT330B液压泵总成
CAT 330B hydraulic MAIN PUMP

JW-2041



DH220LC-5行走总成
DH220LC-5 travel motor

JW-2042



E70B行走马达
E70B FINAL DRIVE

JW-2043



E70B液压泵总成
E70B MAIN PUMP

JW-2044



E120分配阀
E120 Main Control Valve

JW-2045



E312行走总成
CAT E312 FINAL DRIVE

<p>JW-2046</p> <p>E320B行走总成 CAT E320B FINAL DRIVE</p>	<p>JW-2047</p> <p>E320B液压泵总成 CAT E320B HYDRAULIC PUMP ASSEMBLY</p>	<p>JW-2048</p> <p>E320C 5B5120液压泵总成 CAT E320C HYDRAULIC MAIN PUMP</p>	<p>JW-2049</p> <p>E320C行走总成 CAT E320C final drive</p>
<p>JW-2050</p> <p>E320回转总成 CAT E320 SWING MOTOR ASSY</p>	<p>JW-2051</p> <p>E320行走总成 CAT E320 FINAL DRIVE</p>	<p>JW-2052</p> <p>E325行走总成 CAT E325 final drive</p>	<p>JW-2053</p> <p>E330分配阀总成 CAT 330 main control valve</p>
<p>JW-2054</p> <p>E330行走总成 CAT E330 FINAL DRIVE</p>	<p>JW-2055</p> <p>EC210BL行走总成 EC210BLC FINAL DRIVE KOREA OEM</p>	<p>JW-2056</p> <p>EC360BL行走总成 EC360BL FINAL DRIVE</p>	<p>JW-2057</p> <p>EX60-3行走总成 EX60-3 FINAL DRIVE</p>
<p>JW-2058</p> <p>EX200-2液压泵总成 EX200-2 MAIN PUMP</p>	<p>JW-2059</p> <p>EX200-3行走总成 EX200-3 FINAL DRIVE</p>	<p>JW-2060</p> <p>EX200-3液压泵总成 EX200-3 HYDRAULIC MAIN PUMP</p>	<p>JW-2061</p> <p>EX200-5液压泵总成 EX200-5 HYDRAULIC MAIN PUMP</p>
<p>JW-2062</p> <p>EX300分配阀总成 EX300 CONTROL VALVE</p>	<p>JW-2063</p> <p>EX310-3C 回转马达 EX310-3C SWING MOTOR ASSY</p>	<p>JW-2064</p> <p>GM03行走总成 Gm03 FINAL DRIVE</p>	<p>JW-2065</p> <p>GM05行走总成 Gm05 FINAL DRIVE</p>

<p>JW-2066</p> <p>GM35VL行走总成 GM35VL TRAVEL MOTOR</p>	<p>JW-2067</p> <p>HD550液压泵总成 HD550 HYDRAULIC PUMP</p>	<p>JW-2068</p> <p>HD700-7行走总成 HD700-7 FINAL DRIVE</p>	<p>JW-2069</p> <p>HD800-5行走总成 HD800-5 FINAL DRIVE</p>
<p>JW-2070</p> <p>HD900-7行走总成 HD900-7 FINAL DRIVE</p>	<p>JW-2071</p> <p>HPV90 PC200-3液压泵总成 HPV90 PC200-3 HYDRAULIC MAIN PUMP</p>	<p>JW-2072</p> <p>HPV102 EX200-5液压泵总成 HPV102 EX200-5 HYDRAULIC MAIN PUMP</p>	<p>JW-2073</p> <p>HPV116C EX200-1液压泵总成 HPV116C EX200-1 HYDRAULIC MAIN PUMP</p>
<p>JW-2074</p> <p>KOMATSU PC50 MR-2液压泵总成 PC50MR-2 HYDRAULIC MAIN PUMP</p>	<p>JW-2075</p> <p>LS2800F2 回转总成 LS2800F2 SWING DEVICE</p>	<p>JW-2076</p> <p>M2X120B 回转总成 M2X120B SWING MOTOR</p>	<p>JW-2077</p> <p>M2X170EE 回转马达 M2X170EE SWING MOTOR ASSY</p>
<p>JW-2078</p> <p>M2X170回转总成 M2X170 SWING MOTOR ASSY</p>	<p>JW-2079</p> <p>PC30-5行走总成 PC30-5 FINAL DRIVE</p>	<p>JW-2080</p> <p>PC50UU 行走总成 PC50UU FINAL DRIVE</p>	<p>JW-2081</p> <p>PC60-7 4D102液压泵总成 PC60-7 4D102 HYDRAULIC MAIN PUMP</p>
<p>JW-2082</p> <p>PC130-6液压泵总成 PC130-6 HYDRAULIC MAIN PUMP</p>	<p>JW-2083</p> <p>PC200-3行走总成 PC200-3 FINAL DRIVE</p>	<p>JW-2084</p> <p>PC200-5分配阀总成 PC200-5 CONTROL VALVE</p>	<p>JW-2085</p> <p>PC200-5行走总成 PC200-5 FINAL DRIVE</p>

液
压
件
系
列
H
Y
D
R
A
U
L
I
C
P
A
R
T
S
S
E
R
I
E
S

液
压
件
系
列
H
Y
D
R
A
U
L
I
C
P
A
R
T
S
S
E
R
I
E
S

JW-2086

PC200-6 HD99 HPV95 液压泵总成
PC200-6 HD99 HPV95 HYDRAULIC MAIN PUMP

JW-2087

PC200-6 6D102 回转总成
PC200-6 6D102 SWING MOTOR ASSY

JW-2088

PC200-6 6D102 液压泵总成
PC200-6 6D102 MAIN PUMP

JW-2089

PC200-6 行走总成
PC200-6 FINAL DRIVE ASSY

JW-2106

SH200A1 分配阀总成
SH200A1 CONTROL VALVE

JW-2107

SH200A3 回转牙箱总成
SH200A3 GEAR BOX

JW-2108

SH260 回转总成
SH260 SWING MOTOR ASSY

JW-2109

SH280 回转马达
SH280 SWING MOTOR

JW-2090

PC200-7 行走总成
PC200-7 HYDRAULIC DRIVE

JW-2091

PC200-7 液压泵总成
PC200-7 HYDRAULIC PUMP

JW-2092

PC200-7 回转总成
PC200-7 SWING MOTOR ASSY

JW-2093

PC300-3 行走总成
PC300-3 FINAL DRIVE

JW-2110

SH280 回转牙箱
SH280 SWING GEAR BOX

JW-2111

SH450 回转牙箱总成
SH450 SWING GEAR BOX

JW-2112

SK60-5 行走总成
SK60-5 TRAVEL MOTOR

JW-2113

SK200-5 液压泵总成
SK200-5 HYDRAULIC MAIN PUMP

JW-2094

PC300-5 行走总成
PC300-5 HYDRAULIC MAIN PUMP

JW-2095

PC300-6 分配阀总成
PC300-6 CONTROL VALVE

JW-2096

PC300-6 液压泵总成
PC300-6 MAIN PUMP

JW-2097

PC300-7 液压泵总成
PC300-7 MAIN PUMP

JW-2114

SK400-3 行走总成
SK400-3 FINAL DRIVE

JW-2115

TM40VC 行走总成
TM40VC FINAL DRIVE

JW-2116

TM60VC 行走总成
TM60VC FINAL DRIVE

JW-2117

UH083LC 行走总成
UH083LC TRAVEL MOTOR ASSY

JW-2098

PC350-6 行走总成
PC350-6 FINAL DRIVE

JW-2099

PC400-5 液压泵总成
PC400LC-5 MAIN PUMP

JW-2100

PC400-6 分配阀总成
PC400-6 CONTROL VALVE ASSY

JW-2101

PC400-6 液压泵总成
PC400-6 HYDRAULIC PUMP ASSY

JW-2118

ZAX240 分配阀总成
ZAX240 CONTROL VALVE

JW-2119

ZAX240 液压泵
ZAX240 MAIN PUMP

JW-2120

ZK200 HPV102GW 液压泵总成
ZK200 HPV102GW HYDRAULIC MAIN PUMP

JW-2121

ZX200 M2X146 回转总成
ZX200 M2X146 SWING MOTOR ASSY

JW-2102

PC400-7 液压泵总成
PC400-7 MAIN PUMP

JW-2103

PC400LC-3 液压泵总成
PC400LC-3 HYDRAULIC MAIN PUMP

JW-2104

SE280LC 分配阀总成
SE280LC CONTROL VALVE ASSY

JW-2105

SH60 液压泵总成
SUMITOMO SH60 MAIN PUMP

JW-2122

ZX200 行走总成
ZX200 FINAL DRIVE

JW-2123

ZX210 液压泵总成
ZX210 HYDRAULIC MAIN PUMP

JW-2124

ZX240-3 行走总成
ZX240-3 FINAL DRIVE

JW-2125

徐工210回转
XE210 SWING MOTOR

All Original Manufacturer's Name Parts Number Logo And Description Are For Reference Purposes Only

注：所有原厂制造商之名称、型号、标志及品名仅供参考

液压件系列
HYDRAULIC PARTS SERIES

液压件系列
HYDRAULIC PARTS SERIES



电解液 EX200-2 CONVERSION KIT
JW-2126



提升器 电磁阀座 REGULATOR & SOLENOID SEAT
JW-2127



SPK10/10\SPV10/10
JW-2134



SG02/025/04/08/20
JW-2135



操纵杆手柄子弹头 REMOTE CONTROL VALVE & PUSHER
JW-2128



脚踏阀 FOOT CONTROL VALVE
JW-2129



M2X63/96/120/146/150/170/210
JW-2136



M5X130/160/180
JW-2137



A6VM/A7V23/28/55/56/78/80/107/160/500
JW-2130



A10VG16/18/28/45/71/100/140
JW-2131



MAG85/150/170/200/230
JW-2138



NX15
JW-2139



PVB5/610/15/20/29
JW-2132



PV18/20/21/22/23/24/25/26/27
JW-2133



GM18/20/24/28/35/38VL/VA
JW-2140



GM05/07/08/10/18/20/23/24/28/35/38VA
JW-2141



NV64/70/80/84/111/137/172/270

JW-2142



PSVD-21E

JW-2144



PC200-7回转马达

JW-2146



MX50/80/150/173/200/250/500/530

JW-2148



PSV2-55T(SH100/120/265)

JW-2143



PVD-2B-34/36/38/40/42

JW-2145



CAT320C

JW-2147



日立EX200-1行走马达

JW-2149



A4VSO28/40/45/50/56/71/125/180/250/355/500

JW-2150



A10V(S)O16/18/28/45/71/100/140

JW-2152



A10VD17/23/28/40/43/71

JW-2154



A2F12/23/28/55/80/107/160/180/200/250/500/100

JW-2156



A4VG28/40/45/71/90/125/180/250

JW-2151



AP2D21/23/25/36/38/42

JW-2153



A8VO55/80/107/160/172

JW-2155



A2F12/16/28/56/63/80/90/107/125/180/200/225/250/355/500

JW-2157



90-030/040/055/075/100/180/250
JW-2158



伊顿系列3331/4621/5421/7620
JW-2159



HPV35/55/90/160
JW-2166



HPV95/132(PC60/200/300-6/7)
JW-2167



HRR100/130/140/160
JW-2160



B2PV50/75/105
JW-2161



PC60-7(DH55)
JW-2168



HPV091(EX120/200-2/3)
JW-2169



VOLVOF11, F12
JW-2162



MA340棒钢SK200-2、SK220-2、SK200-3
JW-2163



HPV050/102/105(EX200-5/6) (ZX200-5/6)
JW-2170



HPV116/145(EX200-1、300-3/5)
JW-2171



KMF90/160
JW-2164

































KYB87
JW-2165



K3V63/112/140/180DT
JW-2172



K3SP36C
JW-2173

<p>>> JW-2174</p>  <p>709-70-51401 PC200-3主炮 Main Valve</p>	<p>>> JW-2175</p>  <p>709-70-51200 PC200-3主炮 Main Valve</p>	<p>>> JW-2176</p>  <p>700-90-51001 PC200-1主炮 Main Valve</p>	<p>>> JW-2189</p>  <p>EX-5主炮 Main Valve</p>	<p>>> JW-2190</p>  <p>EX-5副炮 Service Valve</p>	<p>>> JW-2191</p>  <p>EX60主炮 Main Valve</p>
<p>>> JW-2177</p>  <p>709-70-55200 PC200-5副炮 Service Valve</p>	<p>>> JW-2178</p>  <p>PC200-1/2副炮 Service Valve</p>	<p>>> JW-2179</p>  <p>723-40-50601 PC200-6泄压阀</p>	<p>>> JW-2192</p>  <p>EX120-2-3主炮 Main Valve</p>	<p>>> JW-2193</p>  <p>HD820主炮 Main Valve</p>	<p>>> JW-2194</p>  <p>HD700-1主炮 Main Valve</p>
<p>>> JW-2180</p>  <p>PC200-3/5低压阀 Low Pressure Valve</p>	<p>>> JW-2181</p>  <p>72340-51120 PC200-6 6D102 主炮不带油管 Main Valve Without Oil Tube</p>	<p>>> JW-2182</p>  <p>PC60主炮 Main Valve</p>	<p>>> JW-2195</p>  <p>HD700-5主炮 Main Valve</p>	<p>>> JW-2196</p>  <p>HD700-7主炮 Main Valve</p>	<p>>> JW-2197</p>  <p>HD800/900主炮 Main Valve</p>
<p>>> JW-2183</p>  <p>72340-51120 6D102主炮带油管 Main Valve with oil tube</p>	<p>>> JW-2184</p>  <p>EX200-3主炮 Main Valve</p>	<p>>> JW-2185</p>  <p>4228354 EX200-1主炮 Main Valve</p>	<p>>> JW-2198</p>  <p>SH280先导泵阀 Pilot Pump Valve</p>	<p>>> JW-2199</p>  <p>SH280主炮 Main Valve</p>	<p>>> JW-2200</p>  <p>SK200-1-2-3副炮 Service Valve</p>
<p>>> JW-2186</p>  <p>EX回转主炮 Main Valve</p>	<p>>> JW-2187</p>  <p>EX200-2主炮 Main Valve</p>	<p>>> JW-2188</p>  <p>EX-2副炮 Service Valve</p>	<p>>> JW-2201</p>  <p>SK200-1-23主炮 Main Valve</p>	<p>>> JW-2202</p>  <p>SK200-6</p>	<p>>> JW-2203</p>  <p>6D95-6主炮 Main Valve</p>

JW-3001



三菱系列

4 / 6D31	LINER KIT	缸套组件
4 / 6D34	LINER KIT	缸套组件
S6K	LINER KIT	缸套组件
6D14 / T	LINER KIT	缸套组件
6D15 / T	LINER KIT	缸套组件
6D16 / T	LINER KIT	缸套组件
6D20	LINER KIT	缸套组件
6D22	LINER KIT	缸套组件
S4K	LINER KIT	缸套组件
S4F	LINER KIT	缸套组件
4M40	LINER KIT	缸套组件

JW-3003



卡特系列

S6K	LINER KIT	缸套组件
3066	LINER KIT	缸套组件
3204	LINER KIT	缸套组件
3306/8N3182	LINER KIT	缸套组件
3306/8N3102	LINER KIT	缸套组件
3306/1W6757	LINER KIT	缸套组件
3406/9Y7212	LINER KIT	缸套组件
3406/9Y4004	LINER KIT	缸套组件

JW-3002



小松系列

4D92	LINER KIT	缸套组件
4D94	LINER KIT	缸套组件
4 / 6D95	LINER KIT	缸套组件
4 / 6D102	LINER KIT	缸套组件
4 / 6D105	LINER KIT	缸套组件
6D108	LINER KIT	缸套组件
6D110	LINER KIT	缸套组件
6D125	LINER KIT	缸套组件
6D140	LINER KIT	缸套组件
6D155	LINER KIT	缸套组件
6D170	LINER KIT	缸套组件
4D120	LINER KIT	缸套组件
4D130	LINER KIT	缸套组件

JW-3004



洋马系列

3TNV84	LINER KIT	缸套组件
3TNE84	LINER KIT	缸套组件
4TNV94	LINER KIT	缸套组件
4TNE94	LINER KIT	缸套组件
4TNV98	LINER KIT	缸套组件
4TNE98	LINER KIT	缸套组件
4TNV88	LINER KIT	缸套组件
4TNE88	LINER KIT	缸套组件
3TNV88	LINER KIT	缸套组件

发动机零件系列
ENGINE PARTS SERIES

发动机零件系列
ENGINE PARTS SERIES

JW-3005



康明斯系列

4BT	LINER KIT	缸套组件
6BT/3926631	LINER KIT	缸套组件
NH220/6620-31-2110	LINER KIT	缸套组件
NT855/3048808	LINER KIT	缸套组件
6CT8.3	LINER KIT	缸套组件
QSM11	LINER KIT	缸套组件
NT855	LINER KIT	缸套组件
NH220	LINER KIT	缸套组件

JW-3007



日野HINO系列

H06CT	LINER KIT	缸套组件
H07CT	LINER KIT	缸套组件
EP100	LINER KIT	缸套组件
EL100	LINER KIT	缸套组件
J05	LINER KIT	缸套组件
J08	LINER KIT	缸套组件

JW-3006



斗山系列

DB58T	LINER KIT	缸套组件
D2366	LINER KIT	缸套组件
D1146	LINER KIT	缸套组件

JW-3008



ISUZU

五十铃系列

4BD1	LINER KIT	缸套组件
4BG1	LINER KIT	缸套组件
6BD1	LINER KIT	缸套组件
6BG1	LINER KIT	缸套组件
6SD1	LINER KIT	缸套组件
6WG1	LINER KIT	缸套组件
4LE1	LINER KIT	缸套组件
4LE2	LINER KIT	缸套组件
6RB1	LINER KIT	缸套组件
4JB1	LINER KIT	缸套组件
4HK1	LINER KIT	缸套组件
6HK1	LINER KIT	缸套组件

JW-3009



发动机件系列
ENGINE PARTS SERIES

品牌 BRAND	机型 MODEL NO.	配件名称 PART NAME	零件号 PART NO.
mitsubishi	S4E2	缸套/LINER	34407-05400
mitsubishi	6D15	缸套/LINER	ME071041
mitsubishi	6D16T	缸套/LINER	ME041105
mitsubishi	6D22T	缸套/LINER	ME051500
mitsubishi	S4E	缸套/LINER	34407-00301
mitsubishi	4D33	缸套/LINER	ME013333
mitsubishi	6D14T	缸套/LINER	ME071198
mitsubishi	6DB1	缸套/LINER	30007-62200
mitsubishi	4M40	缸套/LINER	ME202950
mitsubishi	6D34T	缸套/LINER	ME013366
mitsubishi	4D31T	缸套/LINER	ME011604
mitsubishi	6DS7	缸套/LINER	ME021843
mitsubishi	S6A	缸套/LINER	32507-12100
komatsu	S6D105	缸套/LINER	6136-21-2210
komatsu	S6D155	缸套/LINER	6128-21-2215
komatsu	4D130	缸套/LINER	6115-21-2211
komatsu	S6D170	缸套/LINER	6162-23-2210
komatsu	S6D95	缸套/LINER	6207-21-2110
komatsu	S6D102	缸套/LINER	6736-29-2110
komatsu	4D105-3	缸套/LINER	6130-22-2213
komatsu	S6D125	缸套/LINER	6150-21-2221
komatsu	S6D110	缸套/LINER	6138-21-2210
komatsu	S6D108	缸套/LINER	6222-21-2220
isuzu	6SD1	缸套/LINER	1-11261-1062
isuzu	6BD1T	缸套/LINER	1-11261-1180
isuzu	6BG1T	缸套/LINER	1-11261-1190
isuzu	6HK1	缸套/LINER	8-94391-6020
isuzu	4JB1	缸套/LINER	8-94247-8612
isuzu	4LE2	缸套/LINER	6202-32-2140
isuzu	4LE1	缸套/LINER	6130-32-2110
isuzu	C240	缸套/LINER	6110-33-2132

品牌 BRAND	机型 MODEL NO.	配件名称 PART NAME	零件号 PART NO.
CAT	C9/E330C	缸套/LINER	190-3562
CAT	3306	缸套/LINER	2P-8889
CAT	3116	缸套/LINER	7C-6208
CAT	3204	缸套/LINER	9N-6275
CAT	S6KT	缸套/LINER	5I-7523
CAT	3512	缸套/LINER	211-7826
CUMMINS	6BT5.9	缸套/LINER	3904166
CUMMINS	NH220	缸套/LINER	6610-21-2212
CUMMINS	6D114	缸套/LINER	3800328
CUMMINS	6D114	缸套/LINER	3907792
CUMMINS	6CT8.3	缸套/LINER	3919937
CUMMINS	NT855	缸套/LINER	6710-21-2210
CUMMINS	6CT	缸套/LINER	3802406
CUMMINS	K19	缸套/LINER	4009220
CUMMINS	M11	缸套/LINER	3080760
HINO	EP100	缸套/LINER	11467-1730
HINO	EL100	缸套/LINER	11467-1270
HINO	H06CT	缸套/LINER	11467-1601
HINO	H07CT	缸套/LINER	11467-1200
HINO	J05	缸套/LINER	
HINO	J08	缸套/LINER	
DAEWOO	DB58T	缸套/LINER	65.01201-0068
DAEWOO	D2366	缸套/LINER	65.01201-0019
DAEWOO	D1146	缸套/LINER	65.01201-0020
YANMAR	4TNE84	缸套/LINER	YM129350-01100
YANMAR	4TNE94	缸套/LINER	
YANMAR	4D84	缸套/LINER	
YANMAR	4TNE88	缸套/LINER	
NASSAN	BD30	缸套/LINER	1012-54700
NASSAN	FD33	缸套/LINER	

JW-3010



发动机件系列
ENGINE PARTS SERIES

品牌 BRAND	机型 MODEL NO.	配件名称 PART NAME	零件号 PART NO.
mitsubishi	4D31	活塞/PISTON	ME012131
mitsubishi	4D31	活塞/PISTON	ME012133
mitsubishi	4D31	活塞/PISTON	ME012135
mitsubishi	4D32	活塞/PISTON	ME017617
mitsubishi	4D32	活塞/PISTON	ME012174
mitsubishi	4D33	活塞/PISTON	ME016895
mitsubishi	4M40	活塞/PISTON	ME200689
mitsubishi	4M40	活塞/PISTON	ME200680
mitsubishi	6D11	活塞/PISTON	ME032300
mitsubishi	6D14	活塞/PISTON	ME032743
mitsubishi	6D14C	活塞/PISTON	ME032619
mitsubishi	6D14-2AT	活塞/PISTON	ME072047
mitsubishi	6D15-3AT	活塞/PISTON	ME072321
mitsubishi	6D15-2AT	活塞/PISTON	ME072055
mitsubishi	6D16	活塞/PISTON	ME072062
mitsubishi	6D16T	活塞/PISTON	ME300199
mitsubishi	6D16T	活塞/PISTON	ME078502
mitsubishi	6D16T	活塞/PISTON	ME072065
mitsubishi	6D22	活塞/PISTON	ME052792
mitsubishi	6D24T	活塞/PISTON	ME158096
mitsubishi	6D31	活塞/PISTON	ME012858
mitsubishi	6D34	活塞/PISTON	ME082584
mitsubishi	6D34	活塞/PISTON	ME088990
mitsubishi	6D34	活塞/PISTON	ME014160
mitsubishi	6D34T	活塞/PISTON	ME220454
mitsubishi	6DB1	活塞/PISTON	30017-90100
mitsubishi	S6A	活塞/PISTON	32517-60200
mitsubishi	S6B	活塞/PISTON	36217-30700
komatsu	3D95S	活塞/PISTON	6202-32-2140
komatsu	4D105-3	活塞/PISTON	6130-32-2110
komatsu	4D120	活塞/PISTON	6110-33-2132
komatsu	4D92	活塞/PISTON	6140-31-2113
komatsu	4D92	活塞/PISTON	6151-31-2511
komatsu	4D94	活塞/PISTON	6142-32-2120
komatsu	4D95	活塞/PISTON	6204-31-2121
komatsu	4D95 PC60-7	活塞/PISTON	6204-31-2141
komatsu	6D105	活塞/PISTON	6136-32-2110
komatsu	6D105	活塞/PISTON	6136-31-2112
komatsu	6D110	活塞/PISTON	6138-32-2112
komatsu	6D114	活塞/PISTON	6743-31-2110
komatsu	6D140	活塞/PISTON	6211-31-2111
komatsu	6D155	活塞/PISTON	6127-31-2140
komatsu	6D95	活塞/PISTON	6207-31-2141
komatsu	S6D102	活塞/PISTON	6735-31-2140
komatsu	S6D108	活塞/PISTON	6222-31-2110
komatsu	S6D110	活塞/PISTON	6138-32-2112
komatsu	S6D125铝	活塞/PISTON	6151-31-2150

品牌 BRAND	机型 MODEL NO.	配件名称 PART NAME	零件号 PART NO.
komatsu	S6D125铁	活塞/PISTON	6151-31-2511
komatsu	S6D140	活塞/PISTON	6212-31-2150
komatsu	S6D140	活塞/PISTON	6212-31-2111
komatsu	S6D155	活塞/PISTON	6127-31-2140
komatsu	S6D170	活塞/PISTON	6162-33-2140
nisson	PD6	活塞/PISTON	12010-96007
nisson	FD33	活塞/PISTON	12011-79313
daewoo	DB58T	活塞/PISTON	65.02501-0562
daewoo	D2366	活塞/PISTON	65.02501-0031
daewoo	D1146	活塞/PISTON	65.02501-0074
yanmar	3D78-1	活塞/PISTON	YM129100-22080
yanmar	3D72-2	活塞/PISTON	YM119620-22090
yanmar	3D82-3	活塞/PISTON	YM119813-22050
yanmar	3TN84	活塞/PISTON	YM129105-22080
yanmar	4TNV94	活塞/PISTON	YM129900-22080
cummins	6CT8.3	活塞/PISTON	3923163
cummins	NT855	活塞/PISTON	3803344
cummins	6BT	活塞/PISTON	3907156
cummins	6BT	活塞/PISTON	3926673
cummins	K19	活塞/PISTON	3096681
cummins	M11	活塞/PISTON	
cummins	4BT3.3	活塞/PISTON	
cat	3306	活塞/PISTON	9N5250
cat	3408	活塞/PISTON	2W0865
cat	3408	活塞/PISTON	1W9372
cat	3306	活塞/PISTON	8N3182
cat	3306	活塞/PISTON	8N3102
cat	3306	活塞/PISTON	107-3565
cat	S6KT	活塞/PISTON	34317-10200
cat	3204	活塞/PISTON	2W4831
hino	EP100	活塞/PISTON	
hino	EL100	活塞/PISTON	13216-1272
hino	H06CT	活塞/PISTON	13216-1810
hino	H07CT	活塞/PISTON	
hino	J05	活塞/PISTON	
hino	J08	活塞/PISTON	
isuzu	4JB1	活塞/PISTON	8-97108622-2
isuzu	6SD1	活塞/PISTON	1-12111-6201
isuzu	6BG1四环	活塞/PISTON	8-97358-5740
isuzu	6BD1T	活塞/PISTON	1-12111-2401
isuzu	6BB1	活塞/PISTON	5-12111-0130
isuzu	6RB1T	活塞/PISTON	1-12111-2455
isuzu	6SD1T	活塞/PISTON	9-12111-1960
isuzu	6BG1三环方顶	活塞/PISTON	1-12111-7810
isuzu	4LE1	活塞/PISTON	
isuzu	4LE2	活塞/PISTON	

JW-3011



JW-3012



发动机件系列
ENGINE PARTS SERIES

发动机件系列
ENGINE PARTS SERIES

品牌 BRAND	机型 MODEL NO.	配件名称 PART NAME	零件号 PART NO.
mitsubishi	S4E2	活塞环 PISTON RING	
mitsubishi	6D15	活塞环 PISTON RING	
mitsubishi	6D16T	活塞环 PISTON RING	
mitsubishi	6D22T	活塞环 PISTON RING	
mitsubishi	S4E	活塞环 PISTON RING	
mitsubishi	4D33	活塞环 PISTON RING	
mitsubishi	6D14T	活塞环 PISTON RING	
mitsubishi	6DB1	活塞环 PISTON RING	
mitsubishi	4M40	活塞环 PISTON RING	
mitsubishi	6D34T	活塞环 PISTON RING	
mitsubishi	4D31T	活塞环 PISTON RING	
mitsubishi	6DS7	活塞环 PISTON RING	
mitsubishi	S6A	活塞环 PISTON RING	
komatsu	S6D105	活塞环 PISTON RING	6137-31-2040
komatsu	S6D155	活塞环 PISTON RING	6128-31-2061
komatsu	4D130	活塞环 PISTON RING	
komatsu	S6D170	活塞环 PISTON RING	
komatsu	S6D95-5	活塞环 PISTON RING	6207-31-2500
komatsu	S6D95-6	活塞环 PISTON RING	6209-31-2400
komatsu	S6D102	活塞环 PISTON RING	6732-31-2300
komatsu	4D105-3	活塞环 PISTON RING	
komatsu	S6D125	活塞环 PISTON RING	6150-31-2030
komatsu	S6D110	活塞环 PISTON RING	6138-31-2030
komatsu	S6D108	活塞环 PISTON RING	6221-31-2200
komatsu	6D140	活塞环 PISTON RING	6221-31-2033
isuzu	6SD1	活塞环 PISTON RING	
isuzu	6BD1T	活塞环 PISTON RING	
isuzu	6BG1T	活塞环 PISTON RING	
isuzu	6HK1	活塞环 PISTON RING	
isuzu	4JB1	活塞环 PISTON RING	
isuzu	4LE2	活塞环 PISTON RING	
isuzu	4LE1	活塞环 PISTON RING	

品牌 BRAND	机型 MODEL NO.	配件名称 PART NAME	零件号 PART NO.
ISUZU	C240	活塞环 PISTON RING	
ISUZU	6WG1	活塞环 PISTON RING	
CAT	C9/E330C	活塞环 PISTON RING	
CAT	3306	活塞环 PISTON RING	
CAT	3116	活塞环 PISTON RING	
CAT	3204	活塞环 PISTON RING	
CAT	S6KT	活塞环 PISTON RING	
CAT	3512	活塞环 PISTON RING	
CUMMINS	6BT5.9	活塞环 PISTON RING	
CUMMINS	NH220	活塞环 PISTON RING	
CUMMINS	6D114	活塞环 PISTON RING	
CUMMINS	6D114	活塞环 PISTON RING	
CUMMINS	6CT8.3	活塞环 PISTON RING	
CUMMINS	NT855	活塞环 PISTON RING	
CUMMINS	6CT	活塞环 PISTON RING	
CUMMINS	K19	活塞环 PISTON RING	
CUMMINS	M11	活塞环 PISTON RING	
HINO	EP100	活塞环 PISTON RING	
HINO	EL100	活塞环 PISTON RING	
HINO	H06CT	活塞环 PISTON RING	
HINO	H07CT	活塞环 PISTON RING	
HINO	J05	活塞环 PISTON RING	
HINO	J08	活塞环 PISTON RING	
DAEWOO	DB58T	活塞环 PISTON RING	
DAEWOO	D2366	活塞环 PISTON RING	
DAEWOO	D1146	活塞环 PISTON RING	
YANMAR	4TNE84	活塞环 PISTON RING	
YANMAR	4TNE94	活塞环 PISTON RING	
YANMAR	4D84	活塞环 PISTON RING	
YANMAR	4TNE88	活塞环 PISTON RING	
NASSAN	BD30	活塞环 PISTON RING	
NASSAN	Fd33	活塞环 PISTON RING	

品牌 BRAND	机型 MODEL NO.	品牌 BRAND	机型 MODEL NO.
CAT	S4K/S6K	CUMMINS	K19
CAT	3306/3304	CUMMINS	6CT/6D114
CAT	3406	ISUZU	6BD1
CAT	3408	ISUZU	6RB1
CAT	3204	ISUZU	4JB1
CAT	3208	ISUZU	6SD1
KOMATSU	6D140	ISUZU	6BD1
KOMATSU	4D105-3	mitsubishi	6D22
KOMATSU	S6D155	mitsubishi	6D31
KOMATSU	S6D102	mitsubishi	6D14
KOMATSU	S6D108	mitsubishi	6D34
KOMATSU	4D120	mitsubishi	S4F
KOMATSU	S6D110	mitsubishi	4M40
KOMATSU	PC200-6 6D95	mitsubishi	6D14
KOMATSU	S6D95	mitsubishi	6D31
KOMATSU	S6D105	YANMAR	4D84
KOMATSU	4D130	YANMAR	4TNV94
KOMATSU	S6D170	YANMAR	4TNE94
KOMATSU	4D105-3	YANMAR	4D94
KOMATSU	4D95	DEEWOOD	D1146
KOMATSU	6D105	DEEWOOD	D2366
KOMATSU	S6D105	DEEWOOD	DH280-3
KOMATSU	6D110	DEEWOOD	DH220-3
KOMATSU	S6D125	DEEWOOD	DH220-5
KOMATSU	4D120	HINO	H06CT
CUMMINS	6BT	HINO	EP100
CUMMINS	NT855	HINO	EL100
CUMMINS	NH220	HINO	H07CT



JW-3013

配用车型	发动机型号	喷油嘴/类型号	刻号	柱塞/类型号	刻号	出油阀/类型号	刻号
Model	Engine NO.	Oil nozzles	IMPRINT NO.	Plunger	IMPRINT NO.	Delivery Valve	IMPRINT NO.
DH200-5	DH200-5	105025-1390	DLLA156SM130A	131150-2600	A814	131160-5320	39A
DAEWOO	D1146T	105015-5670	DLLA160SN567	131152-0420	A126	131160-3620	20A
	DH280LL-3		BDLL150S308	134151-2320	P104	134110-0920	P8
	HD400	三菱4D31T	DLLA160PN010	131152-1420	A138	131160-0420	A85
	HD700-5	三菱6D31T	DLLA160PN085	131152-1420	A138	131110-4720	A28
	HD800	三菱6D14T/15T	DLLA160SN567	131152-0020	A122	131110-4720	A84
	HD1250	三菱6D22T	DLLA154SN533	13415-2920	P109	134110-4420	P34
	EX200-1	五十铃6SD1T	DLLA154S334N419	131151-3220	A44	134110-2920	12A
	EX200-2	五十铃6SD1T	DLLA158SN821	131151-3220	A44	134110-1920	02A
	EX200-2/3	五十铃6SD1T	DLLA154SN869	13115-2220	A44	134110-1920	02A
	EX220-5	日野H07CT	DLLA160SN922	131151-0620	A794	134110-5520	A36
	EX220	日野H07CT	DLLA142SN718	130063-2020	A228	134110-3920	23A
	VH181	五十铃6RB1T	DLLA150S384NP73	134101-1820	P6	134110-6120	P41
	EX300-5	五十铃6SD1T	DLLA150SM178a	134153-1220	P296	134110-5320	P52
	EX300-5	五十铃6SD1T	DLLA154SN907	134152-7220	P252	134110-5320	P52
	EX300-1	日野EH700	DLLA154SN334NP89	131151-3920	A54	134110-4520	A26
	EX300-1	日野EP100	DLLA154SN907	134101-9620	P78	134110-1420	P13
	EX300-1	日野EP100	DLLA150S355N490	134101-9620	P78	134110-1420	P13
	EX400-3	6RB1TPQ	DLLA150SN666	134153-0420	P284	134110-4220	P41
	ISUZU	6BR1-MTC	DLLA150SN666	134151-3420	P114	134110-5320	P52

All Original Manufacturer's Name Parts Number Logo And Description Are For Reference Purposes Only

配用车型	发动机型号	喷油嘴/类型号	刻号	柱塞/类型号	刻号	出油阀/类型号	刻号
Model	Engine NO.	Oil nozzles	IMPRINT NO.	Plunger	IMPRINT NO.	Delivery Valve	IMPRINT NO.
HITACHI	日野EK100	105015-4640	DLLA154S374N464/414	134101-4020	P44/P25	134110-6320	PE2
ZAX		105025-3040	DLLA149SM304	134150-4320	A831	131160-5320	39A
ZAX		105025-3270	DLLA147SM327	134154-0720	P388	134160-2920	26P
R200	现代6D16T/D6B	105015-6440	DLLA160SN644	131152-3320	A160	130010-8820	09A
R210-3	康明斯6BT5.9		DLLA145P574	9412038421	421	9418270042	0.42
R290	康明斯6CT8.3		DLLA150P115	9412270043	0.43	1418522209	209
HYUNDAI	6BT215		DLLA155P270	131150-4420	A832	131160-1020	A91
HYUNDAI	6BT215		DLLA150SN945A	131150-4420	A832	131160-1020	A91
PC120-5	S4D95L	105017-0530	DLLA152PN063	131152-4520	A174	131110-6820	A49
PC200-3	S6D105	105015-5020	DLLA142S354N502	131151-5820	A74	131110-7720	A58
				131151-6320	A794		
PC200-5	S6D95L	105017-0140	DLLA152PN063/014/009	131152-9320	A235	131110-6820	A49
PC200-5	S6D95L	105017-0090	DLLA152PN063/009/014	131152-2220	A235	131110-6820	A49
PC200-5	S6D95L	105017-0880	DLLA150PN088	131152-4020	A148	131110-6820	A49
				131152-6820	A204	131110-3920	A20
PC220-5	S6D95L	105017-0140	DLLA152PN014	131152-2220	A148	131110-6820	A49
KOMATSU	4D102E		DLLA145P606	131154-3920	A281	131110-7720	A58
PC200-6	S6D102E-1-A	0.433 171454	DLLA145P606	131154-3920	A281	131110-8020	A61
PC200-6	SA6095L	105017-0880	DLLA150PN088	131152-3020	A157	131110-6820	A49
PC300-5/6	SA6D108	093400-6430	DLLA140P643	090150-5683	5683	090160-2440	244
PC300-5	SAD108-1	093400-5690	DLLA152P69	090150-4660	4660	090140-2020	R
PC400-3	S6D125	105015-5950	DLLA150SN595	134151-2220	P103	131110-0120	P1
				134101-9820	P80	131110-2120	P20
PC400-6	SA6D125	105015-6770	DLLA155SN677/595	134101-9820	P80	131110-8920	P88
						131110-0120	P1
PC200-7	6BTAA	105015-2910	DLLA140PN291	134115-5620	A208	131110-9020	A61
PC400-6	SA6D125E	105015-0120	DLLA145SM012	134153-3620	P317	131110-8920	P88
PC220-7	6BTAA	105015-2910	DLLA140P291	131154-5620	A298	131110-7720	A58
SUMITOMO	五十铃6BD1	105010-4190	DLLA154S334N419	131151-3220	A44	131160-1920	02A
SH280	五十铃6BG1T	105025-0290	DLLA153SM029	131153-6120	A740	131160-6520	39A
E200B		105017-0530	DLLA155PN053	131151-7320	A89	131110-6820	A49
E320	PES6-AD105B410R	105017-0530	DLLA155PN053	131153-9220	A771	131160-6320	39A
E320C		105025-0370	DLLA150SM037	131153-9120	A770	131110-8820	A69
E320C		105025-0800	DLLA160SM080	131153-9120	A770	131110-8820	A69
E320B新款	S6K-T	105017-2760	DLLA155PN276	131153-9220	A771	131150-5320	39A
E320C		105017-2760	DLLA155PN276	131153-7920	A758	131160-5320	39A
E320CL		105017-2760	DLLA155PN276	131150-3220	A821	131160-5320	39A
E320	三菱S6T	105017-1180	DLLA155PN118	131151-7320	A89	131160-2920	12A
E320		105017-1180	DLLA155PN118	131153-9220	A771	131160-5320	39A
E320		105017-0140	DLLA152PN014	131151-7320	A89	131150-2920	12A

注：所有原厂制造商之名称、型号、标志及品名仅供参考

发动机件系列
ENGINE PARTS SERIES

发动机件系列
ENGINE PARTS SERIES

<p>JW-3014</p>  <p>6D114/6CT8.3 4947363 3939313</p>	<p>JW-3015</p>  <p>4TNV94</p>	<p>JW-3016</p>  <p>4BD1</p>	<p>JW-3026</p>  <p>6D102/6BT5.9 3966454</p>	<p>JW-3027</p>  <p>4D102</p>	<p>JW-3028</p>  <p>4BD14BG1</p>
<p>JW-3017</p>  <p>S6K 517530/125-2964</p>	<p>JW-3018</p>  <p>3306 IN3576</p>	<p>JW-3019</p>  <p>4D102</p>	<p>JW-3029</p>  <p>4BT3.9 3920005</p>	<p>JW-3030</p>  <p>6CT8.3/6D114 3973493</p>	<p>JW-3031</p>  <p>CAT E3306 8N1187</p>
<p>JW-3020</p>  <p>6BD16BG1 111210-4437/1-11210442-3</p>	<p>JW-3021</p>  <p>6D102</p>	<p>JW-3022</p>  <p>6D102/6BT5.9 6735-21-1010 3928797</p>	<p>JW-3032</p>  <p>CAT E3304 8N1188</p>	<p>JW-3033</p>  <p>CAT E3304 6R2378</p>	<p>JW-3034</p>  <p>CAT E3306 8N6796 直喷</p>
<p>JW-3023</p>  <p>6D95 6209-21-1100</p>	<p>JW-3024</p>  <p>DB58</p>	<p>JW-3025</p>  <p>6BG1</p>	<p>JW-3035</p>  <p>Db58</p>	<p>JW-3036</p>  <p>6BD16BG1</p>	<p>JW-3037</p>  <p>4D130</p>

发动机零件系列
ENGINE PARTS SERIES

发动机零件系列
ENGINE PARTS SERIES

<p>>> JW-3038</p>  <p>E320机油泵 E320C不带中冷</p>	<p>>> JW-3039</p>  <p>E320C机油泵 带中冷</p>	<p>>> JW-3040</p>  <p>E320 E320B E320C 178-6539 34335-23010</p>	<p>JW-3053</p>  <p>6D95 6207-51-1201</p>	<p>JW-3054</p>  <p>3306 4W2448/6I1343</p>	<p>JW-3055</p>  <p>6BT 3941742</p>	<p>JW-3056</p>  <p>PC200-1 6136-51-1002</p>
<p>>> JW-3041</p>  <p>E200B 51-7948</p>	<p>>> JW-3042</p>  <p>6204-53-1100 直齿 发动机号: 4D95 适用机型: PC60-7</p>	<p>>> JW-3043</p>  <p>6209-51-1101 斜齿 发动机号: S6D95, SA6D95, SAA6D95 适用机型: PC200-6</p>	<p>JW-3057</p>  <p>4BT 3937027</p>	<p>JW-3058</p>  <p>6CT 3802278/3930338</p>	<p>JW-3059</p>  <p>HD450/4D31 ME014603</p>	<p>JW-3060</p>  <p>6D14 R2000 59T</p>
<p>>> JW-3044</p>  <p>6209-51-1100 斜齿 发动机号: S6D95, SA6D95 适用机型: PC200-5</p>	<p>>> JW-3045</p>  <p>6207-51-1100 斜齿 发动机号: S4D95, S6D95 适用机型: PC100-5, PC120-5</p>	<p>>> JW-3046</p>  <p>6D108 6221-51-1101</p>	<p>JW-3061</p>  <p>6BD1T 1-13100-244-1</p>	<p>JW-3062</p>  <p>4BG1 1-13100-136-2</p>	<p>JW-3063</p>  <p>NT855 3042378</p>	<p>JW-3064</p>  <p>NH220</p>
<p>>> JW-3047</p>  <p>S6D108-1 6221-51-1100</p>	<p>>> JW-3048</p>  <p>PC200-3 S6D105 6221-53-1101</p>	<p>>> JW-3049</p>  <p>6D102 6731-51-1111</p>	<p>JW-3065</p>  <p>6D34/6D31 ME013203</p>	<p>JW-3066</p>  <p>NT855 3821572</p>	<p>JW-3067</p>  <p>K19 3047549</p>	<p>JW-3068</p>  <p>N14 3803698</p>
<p>>> JW-3050</p>  <p>6D95L 6209-51-1700</p>	<p>>> JW-3051</p>  <p>H06CT</p>	<p>>> JW-3052</p>  <p>B4 3937027</p>	<p>JW-3069</p>  <p>6D31 ME-084586</p>	<p>JW-3070</p>  <p>51-7686 34335-12070 24T</p>	<p>JW-3071</p>  <p>E320C 机油泵盖 849203816</p>	<p>JW-3072</p>  <p>51-7558 34335-03031 9T</p>

All Original Manufacturer's Name Parts Number Logo And Description Are For Reference Purposes Only

注: 所有原厂制造商之名称、型号、标志及品名仅供参考

发动机件系列
ENGINE PARTS SERIES

发动机件系列
ENGINE PARTS SERIES

>> JW-3073
6D102 6735-01-1310

>> JW-3075
6D110 6138-31-1010 6138-31-1110

>> JW-3077
6D15 ME032364/032800

>> JW-3079
S4D105 6134-31-1100

>> JW-3081
S4D95L 6204-31-1201

>> JW-3083
PC120-6 4D102 6732-31-1100

>> JW-3085
S6D108 6222-31-1102 6222-31-1101

>> JW-3074
6D125 6151-35-1010

>> JW-3076
6SD1

>> JW-3078
6D105 6136-31-1010

>> JW-3080
PC200-6 6735-01-1310

>> JW-3082
PC200-5 6207-31-1100 S6D95

>> JW-3084
4BD1 51231016315

>> JW-3086
6D95 6207-31-1100

JW-3087
S6K 518068

JW-3088
6D31

JW-3089
PC200-3 S6D105
6137-42-1020

JW-3090
PC200-5 6D95
6207-41-1100

JW-3091
S6D102
6735-41-1111

JW-3092
6BD1

JW-3093
4D102

JW-3094
6B31

JW-3095
S6D125 6150-41-1012

JW-3096
S4D95 6205-41-1300

JW-3097
6BT 3914639








JW-3098
DH220-5

JW-3099
6D31

JW-3100
NH220 NT855通用 3801030 3023177





















JW-3101
S6D155 6127-41-1220

发动机零件系列
ENGINE PARTS SERIES

























<p>JW-3102</p>  <p>S6D110 KOMATSU 6138-31-3104</p>	<p>JW-3103</p>  <p>PC200-5 S6D95 KOMATSU 6207-31-3101</p>	<p>JW-3104</p>  <p>PC200-6 S6D102 KOMATSU 6732-31-3100</p>	<p>JW-3105</p>  <p>S6D125 KOMATSU 6151-31-3101</p>
<p>JW-3106</p>  <p>4D95 KOMATSU 6205-31-1200</p>	<p>JW-3107</p>  <p>S6D108 KOMATSU 6221-31-3100</p>	<p>JW-3108</p>  <p>6D14(斜口) MITSUBISHI</p>	<p>JW-3109</p>  <p>6D14(平口) MITSUBISHI</p>
<p>JW-3110</p>  <p>S6K MITSUBISHI 51-7668 34319-01010</p>	<p>JW-3111</p>  <p>6D31 MITSUBISHI ME012264 ME012265</p>	<p>JW-3112</p>  <p>4TNE94 MITSUBISHI</p>	<p>JW-3113</p>  <p>6D22 MITSUBISHI</p>
<p>JW-3114</p>  <p>6BG1 ISUZU 1-12230129-1</p>	<p>JW-3115</p>  <p>4JB1 ISUZU 8-94329692-H</p>	<p>JW-3116</p>  <p>6BD1 ISUZU 5-12230036-1</p>	<p>JW-3117</p>  <p>NH220 CUMMINS BM35519 6620-31-3010</p>

All Original Manufacturer's Name Parts Number Logo And Description Are For Reference Purposes Only

发动机零件系列
ENGINE PARTS SERIES

<p>JW-3118</p>  <p>PC400-6 S6D125 DLLA144S</p>	<p>JW-3119</p>  <p>6BD1 PC200-3 EX200-1/2 158SN869</p>	<p>JW-3120</p>  <p>6D102/6D95 PC200-5/6 DLLA145P606</p>	<p>JW-3121</p>  <p>6D14 S6K 160SN566/160S324N466</p>
<p>JW-3122</p>  <p>6BG1 EX200-5/6 dlla153sm029</p>	<p>JW-3123</p>  <p>DAWOO DH220-5 DLLA156SM139A</p>	<p>JW-3124</p>  <p>DAEWOO DH300-5</p>	<p>JW-3125</p>  <p>CAT E320C 4W0788</p>
<p>JW-3126</p>  <p>日野FE100 三菱MITSUBISHI DLLA150S3840ND16</p>	<p>JW-3127</p>  <p>6HK1</p>	<p>JW-3128</p>  <p>6CT8.3 3936318</p>	<p>JW-3129</p>  <p>6CT8.3 3936316</p>
<p>JW-3130</p>  <p>6BT5.9枪式 3904374</p>	<p>JW-3131</p>  <p>6BT5.9</p>	<p>JW-3132</p>  <p>E330C</p>	<p>JW-3133</p>  <p>输油泵压杆(铝/铁)</p>
<p>JW-3134</p>  <p>CAT E320C</p>	<p>JW-3135</p>  <p>EC210 输油泵</p>	<p>JW-3136</p>  <p>EC210B 输油泵 VOE20917999</p>	<p>JW-3137</p>  <p>4D84手油泵</p>

注：所有原厂制造之名、型号、标志及品名仅供参考

<p>JW-3178</p>  <p>540X50φX10 PC120-6 4D102</p>	<p>JW-3179</p>  <p>58X50φX7 PC200-3</p>	<p>JW-3180</p>  <p>620X50φX7 PC200-5</p>	<p>JW-3190</p>  <p>600X38φX6 E320</p>	<p>JW-3191</p>  <p>640X38φX6 E320B</p>	<p>JW-3192</p>  <p>720X45φX9 E320C 204-0910</p>
<p>JW-3181</p>  <p>880X50φX6 PC300-7 600-635-7870</p>	<p>JW-3182</p>  <p>600X108φX8 6DB1</p>	<p>JW-3183</p>  <p>700X108φX8 6D22 SK300</p>	<p>JW-3193</p>  <p>520X50φX7 4D95 600-625-6580</p>	<p>JW-3194</p>  <p>630X38φX6 EX200-5 6BG1 1-13660328-0</p>	<p>JW-3195</p>  <p>700X115φX6 EX300-1/2/3</p>
<p>JW-3184</p>  <p>610X34φX7 6D31 HD700-5/7 ME018185</p>	<p>JW-3185</p>  <p>540X50φX7 4DB1 8-94417926-1</p>	<p>JW-3186 JW</p>  <p>540X50φX7 4D31</p>	<p>JW-3196</p>  <p>520X36φX6 EX120</p>	<p>JW-3197</p>  <p>450X32φX7 4JB1 21060-90069</p>	<p>JW-3198</p>  <p>600X38φX6 LS280</p>
<p>JW-3187</p>  <p>600X38φX8 6D14 ME039960</p>	<p>JW-3188</p>  <p>600X98φX6 HD1250 6D22 30948-80400</p>	<p>JW-3189</p>  <p>600X38φX7 E200B</p>	<p>JW-3199</p>  <p>640X38φX7 ZX200-6</p>	<p>JW-3200</p>  <p>620X25φX9 R220</p>	<p>JW-3201</p>  <p>620X32φX9 DH220-5</p>

发动机零件系列
ENGINE PARTS SERIES

发动机零件系列
ENGINE PARTS SERIES

<p>JW-3202</p> <p>PC300-3 6D125 6152-81-8110</p>	<p>JW-3203</p> <p>PC300-6 6D108 6222-81-8210</p>	<p>JW-3204</p> <p>PC200-5 6D95 6207-81-8210</p>	<p>JW-3205</p> <p>PC200-6 6D95 6207-81-8311</p>
<p>JW-3206</p> <p>4D102 PC120-6 6732-81-8100</p>	<p>JW-3207</p> <p>4D95 PC120-5 6205-81-8110</p>	<p>JW-3208</p> <p>6D22 HD1250 49174-00566</p>	<p>JW-3209</p> <p>6D31 HD700 49179-00240</p>
<p>JW-3210</p> <p>EX200-1/2 6BD1 1144000-2100</p>	<p>JW-3211</p> <p>S6K E200B 49179-00451</p>	<p>JW-3212</p> <p>E320 S6K 49179-02260</p>	<p>JW-3213</p> <p>4BD1 8-944183240</p>
<p>JW-3214</p> <p>T04B53 S6D105 6137-82-8200</p>	<p>JW-3215</p> <p>TD06-17A HD700 ME037701</p>	<p>JW-3216</p> <p>SK200-8 J05E 24100-4631</p>	<p>JW-3217</p> <p>D155 6502-13-2003</p>

<p>JW-3218</p> <p>4HK1</p>	<p>JW-3219</p> <p>6BD1T</p>	<p>JW-3220</p> <p>6BG1</p>
<p>JW-3221</p> <p>6BT5.9</p>	<p>JW-3222</p> <p>6CT8.3</p>	<p>JW-3223</p> <p>6D16</p>
<p>JW-3224</p> <p>6D31-OLD</p>	<p>JW-3225</p> <p>6D34T</p>	<p>JW-3226</p> <p>6D105</p>
<p>JW-3227</p> <p>3116</p>	<p>JW-3228</p> <p>CAT E330B 3306</p>	<p>JW-3229</p> <p>EX200-2 6BD1</p>
<p>JW-3230</p> <p>PC200-5 6D95</p>	<p>JW-3231</p> <p>PC400-6 6D125</p>	<p>JW-3232</p> <p>PC300-6 SAA6D108E-2</p>

All Original Manufacturer's Name Parts Number Logo And Description Are For Reference Purposes Only

注：所有原厂制造商之名称、型号、标志及品名仅供参考

<p>JW-3233</p> <p>6D105</p>	<p>JW-3234</p> <p>4D95</p>
<p>JW-3235</p> <p>6BD1</p>	<p>JW-3236</p> <p>S6K</p>
<p>JW-3237</p> <p>6D108</p>	<p>JW-3238</p> <p>6D102</p>
<p>JW-3239</p> <p>6D31</p>	<p>JW-3240</p> <p>6D125</p>
<p>JW-3241</p> <p>6BG1</p>	<p>JW-3242</p> <p>6D95</p>

<p>JW-3243</p> <p>PC200-6/7 PC220-6/7 6D102增压器回油管 Delivery ling</p>	<p>JW-3244</p> <p>320增压器回油管 Delivery ling</p>	<p>JW-3245</p> <p>PC200-5增压器进油管 Delivery ling</p>	<p>JW-3246</p> <p>E200B增压器回油管 Delivery ling</p>
<p>JW-3247</p> <p>6D31增压器回油管 Delivery ling</p>	<p>JW-3248</p> <p>EX200-1增压器回油管 Delivery ling</p>	<p>JW-3249</p> <p>6D95增压器回油管 Delivery ling</p>	
<p>JW-3250</p> <p>EX200-1增压器进油管 Delivery ling</p>	<p>JW-3251</p> <p>HD820 6D34增压器进油管 Delivery ling</p>	<p>JW-3252</p> <p>EX200-2增压器进油管 Delivery ling</p>	
<p>JW-3253</p> <p>HD700-5 6D31增压器进油管 Delivery ling</p>	<p>JW-3254</p> <p>E320进油管 Turbocharger oil tube</p>	<p>JW-3255</p> <p>E320C高压柴油泵 连接机体机油管 Nozzle piping</p>	
<p>JW-3256</p> <p>E200B增压器进油管 Delivery ling</p>	<p>JW-3257</p> <p>PC200-3 增压器进油管 Turbocharger oil tube</p>		



JW-3258
PC200-3 6D105
600-421-6210
Thermostat



JW-3259
PC200-5 6D95
600-421-6120 600-421-6110
Thermostat



JW-3260
PC200-5 6D95
600-421-6360
Thermostat



JW-3261
PC200-6/7
PC220-6/7 6D102
6732-61-1620
Thermostat



JW-3262
PC300-3 PC400-3/5/6 6D125
600-421-6310
Thermostat



JW-3263
NT855 76489
Thermostat



JW-3264
E200B S6K
51-8010
Thermostat



JW-3265
4BD1
8-94472331-1
Thermostat



JW-3266
6BD1 EX200 1/2
1-13700-70-0
Thermostat



JW-3267
6D31 6D34
ME996365
Thermostat



JW-3268
PC360-7
Thermostat



JW-3269
6D114
Thermostat



JW-3270
6BD1节温器上座
Seat thermostat



JW-3271
6BD1节温器下座
Seat thermostat



JW-3272
E320 E200B节温器上座
Seat thermostat



JW-3273
E320 E200B节温器下座
Seat thermostat



JW-3274
PC200-3节温器上座
Seat thermostat



JW-3275
PC200-3节温器下座
Seat thermostat



JW-3276
SK200 SK200-2/3
6D31上座
Seat thermostat



JW-3277
SK200 SK200-2/3
6D31下座
Seat thermostat



JW-3278
PC200-5 6D95 节温器上座
6204-11-6430
Seat thermostat



JW-3279
W120,6D110节温器座
Seat thermostat



JW-3280
DH300-5节温器
65,06401-6040
Seat thermostat



JW-3281
DH220-3节温器
65,06401-6049
Seat thermostat



JW-4001
PC200-7 206-06-61130
Pressure Switch



JW-4002
PC200-6 6D95 20Y-06-21710
Pressure Switch



JW-4003
EX200-2/3 20PS586-8 V6Z
Pressure Switch



JW-4004
EX200-5 4380677
Pressure Switch



JW-4005
DH220-5压力开关
Pressure Switch



JW-4006
PC200-6小松行走压力开关
D4C-9093 203-06-5621
Travelling Pressure Switch



JW-4007
EX200-2/3/5
4436271 压力传感器
Pressure Sensor



JW-4008
LC52500019P
3MPa32N.m
SK200-6压力传感器(低压)
Pressure Sensor (low Pressure)



JW-4009
LC52500012PI
50MPa73.5N.m
SK200-6压力传感器(高压)
Pressure Sensor (High Pressure)



JW-4010
LC52500012PI
50MPa73.5N.m 8607307
SK200-6压力开关
Pressure Switch



JW-4011
小松带线 207-06-15190
Pressure Switch



JW-4012
日立压力开关 4332040
Pressure Switch



JW-4013
日立压力开关 4436536
Pressure Switch



JW-4014
日立压力开关 4436535
Pressure Switch



JW-4015
日立压力开关 4353686
Pressure Switch



JW-4016
大方插
Pressure Switch
(Big square plug)



JW-4017
小方插 106-0179X03
Pressure Switch
(Small square plug)



JW-4018
E320 106-0180X03
Pressure Switch



































































JW-4019
E320B/C 126-2938X03
Pressure Switch

<p>>> JW-4020</p> <p>PC120-5 PC200-5 PC220-5 S6D95 7824-30-1600</p>	<p>>> JW-4021</p> <p>PC120-6 PC200-6 PC220-6 6D102 PC200-7, PC300-6 6D102 7834-40-2000/3000/2002/2003</p>	<p>>> JW-4022</p> <p>PC200-7 PC220-7 6D102 7834-41-2002 7834-41-2001</p>	<p>>> JW-4035</p> <p>AC2/1000 001135厦工</p>	<p>>> JW-4036</p> <p>HD820</p>	<p>>> JW-4037</p> <p>HD700-5/7</p>
<p>>> JW-4023</p> <p>EX200-1/2 4257163 4188762</p>	<p>>> JW-4024</p> <p>E320B 247-5231 1190-0633</p>	<p>>> JW-4025</p> <p>E320C 247-5212 227-7672</p>	<p>>> JW-4038</p> <p>HYUNDAI (LONG LINE) 现代长线 R225-5/7 21EN-32220</p>	<p>>> JW-4039</p> <p>HYUNDAI (SHORT LINE) 现代短线 R220-5</p>	<p>>> JW-4040</p> <p>卡特320双线圈自动油门马达 E320 Double line</p>
<p>>> JW-4026</p> <p>SK200-3/5 2406U197F4</p>	<p>>> JW-4027</p> <p>EX200-5 EX200-6 ZAX200/ZAX210/220/ 230/240/330 6BG1 ZAX210/330 4614911 4360509</p>	<p>>> JW-4028</p> <p>Engine parts SK200-6 20500002F3</p>	<p>>> JW-4041</p> <p>卡特320单线圈自动油门马达 5插 E320 Single Line (5plug)</p>	<p>>> JW-4042</p> <p>大字老款 2523-9014 Daewoo old type</p>	<p>>> JW-4043</p> <p>加油马达按钮 Dial, fuel PC200-5 7825-30-1301</p>
<p>>> JW-4029</p> <p>SK200-6E S1J30-6E KP56RM2G-011 YT13E01085P1 20S00002F1</p>	<p>>> JW-4030</p> <p>三一重工(SANY)</p>	<p>>> JW-4031</p> <p>DH220-5(圆形 Round)</p>	<p>>> JW-4044</p> <p>手动油门开关 CAT KATO PC300</p>	<p>>> JW-4045</p> <p>手动油门开关 PC60/PC120 PC200-3/5/6 PC220-5 4D95 6D102 203-43-61370</p>	<p>>> JW-4046</p> <p>油门推杆 SPRING ASS'Y PC100-5</p>
<p>>> JW-4032</p> <p>DH220-5(方型 Square) 523-00006</p>	<p>>> JW-4033</p> <p>CAT E307</p>	<p>>> JW-4034</p> <p>SANY 三一重工三菱马达 AC2/2000 012941</p>	<p>>> JW-4047</p> <p>油门推杆 SPRING ASS'Y PC120-5</p>	<p>>> JW-4048</p> <p>油门推杆 SPRING ASS'Y PC200-5/6 PC60 6D95 4D95</p>	<p>>> JW-4049</p> <p>油门推杆 SPRING ASS'Y PC300 PC200-6 6D125 6D102</p>

All Original Manufacturer's Name Parts Number Logo And Description Are For Reference Purposes Only

注：所有原厂制造商之名称、型号、标志及品名仅供参考

<p>>> JW-4050</p>  <p>PC200-5 定位器 Position Transmitter</p>	<p>>> JW-4051</p>  <p>PC200-6 7861-92-4130 定位器 Position Transmitter</p>	<p>>> JW-4052</p>  <p>PC200-7 7861-93-4130 油门马达定位器 Fitting Sensor</p>	<p>>> JW-4053</p>  <p>EX200-1/2 4257164 油门马达定位器 Fitting Sensor</p>	<p>>> JW-4066</p>  <p>K3V112 液压泵电磁阀 HD700-7, HD800-7 Solenoid Valve</p>	<p>>> JW-4067</p>  <p>E200B 液压泵电磁阀(主) Solenoid Valve (main)</p>	<p>>> JW-4068</p>  <p>E200B 液压泵电磁阀(副) Solenoid Valve (service)</p>	<p>>> JW-4069</p>  <p>139-3990/320B 主泵电磁阀带座 Main pump solenoid</p>
<p>>> JW-4054</p>  <p>6BG1 EX200-5 ZAX200-6 ZAX210/220/230/240/330 4614912 油门马达定位器 Fitting Sensor</p>	<p>>> JW-4055</p>  <p>E320L 油门马达定位器 Fitting Sensor</p>	<p>>> JW-4056</p>  <p>SK 定位器 Position transmitter</p>	<p>>> JW-4057</p>  <p>R现代定位器 Hyundai Position transmitter</p>	<p>>> JW-4070</p>  <p>E320 41-5674 液压泵电磁阀 Solenoid Valve</p>	<p>>> JW-4071</p>  <p>K3V63DT 液压泵电磁阀 SK200-6E, DH220-5, SK200-6 Main pump solenoid valve</p>	<p>>> JW-4072</p>  <p>PC200-3/5 708-2H-25240/708-23-18272 主泵电磁阀 Solenoid Valve</p>	<p>>> JW-4073</p>  <p>PC200-6 主泵电磁阀 702-21-07010 Main pump solenoid</p>
<p>>> JW-4058</p>  <p>油门小电机 accelerator CAT</p>	<p>>> JW-4059</p>  <p>油门小电机 accelerator CAT320 24V RS-755S</p>	<p>>> JW-4060</p>  <p>油门拉钩 Lever</p>	<p>>> JW-4061</p>  <p>油门马达齿 Gear 油门马达销 Shaft</p>	<p>>> JW-4074</p>  <p>PC60-7 液压泵电磁阀 SD1244-C-10 DC24V Main pump solenoid valve</p>	<p>>> JW-4075</p>  <p>液压泵电磁阀 YN35V0004F1 KDRDE5K-31/30 C40-101 Main pump solenoid valve</p>	<p>>> JW-4076</p>  <p>液压泵电磁阀 YN35V00018F2 KDRDE5K-31/30 C40-111 Main pump solenoid valve</p>	<p>>> JW-4077</p>  <p>液压泵电磁阀 YN35V0004F1 SKX5P-17-212A KDRDE5K-20/30C12A-111 Main pump solenoid valve</p>
<p>>> JW-4062</p>  <p>油门马达橡胶齿 Rubber Gear EX120 EX200-5/6 EX220</p>	<p>>> JW-4063</p>  <p>油门马达模块 Motor Drive Module E320B 6线(6 Lines)</p>	<p>>> JW-4064</p>  <p>油门马达模块 Motor Drive Module E320C 7线(7 Lines)</p>	<p>>> JW-4065</p>  <p>4HK1/6HK1 ZAX240 330-3 电子燃油泵 Electronic injection pump</p>	<p>>> JW-4078</p>  <p>PC60-7 液压泵电磁阀 SD1244-C-10 DC24V</p>	<p>>> JW-4079</p>  <p>PC200-7 主泵电磁阀 702-21-57400/57500/55901 Main pump solenoid</p>	<p>>> JW-4080</p>  <p>日立主泵电磁阀 EX200-5, 9745876 Main pump solenoid</p>	<p>>> JW-4081</p>  <p>EX120 EX200-2/3/5 9147260 高速电磁阀 High velocity solenoid</p>

<p>>> JW-4082</p>  <p>PC200-7 旋转电磁阀 20Y-60-32120</p>	<p>>> JW-4083</p>  <p>旋转电磁阀线圈 Solenoid Coil 6D102</p>	<p>>> JW-4084</p>  <p>111-9916 CAT320B旋转电磁阀 Swing motor Solenoid valve</p>	<p>>> JW-4085</p>  <p>121-1490 CAT320B旋转电磁阀 Swing motor Solenoid valve</p>	<p>>> JW-4098</p>  <p>R215-7</p>	<p>>> JW-4099</p>  <p>水温感应器 Water Temp Sensor E320C 34390-02200</p>	<p>>> JW-4100</p>  <p>水温报警器(双脚) Water Temp Sensor SK200-6 HD700-7 6D31/6D34 Me049265</p>	<p>>> JW-4101</p>  <p>水温报警器(单脚) Water Temp Sensor SK200-6 HD700-7 6D31/6D34 Me049265</p>
<p>>> JW-4086</p>  <p>PC120-5/6 203-60-56180 旋转电磁阀 Solenoid valve</p>	<p>>> JW-4087</p>  <p>PC200-5/6D95 20Y-60-11713 旋转电磁阀 Solenoid valve</p>	<p>>> JW-4088</p>  <p>PC200-6/6D95 20Y-60-22121 旋转电磁阀 Solenoid valve</p>	<p>>> JW-4089</p>  <p>PC200-6/6D102旋转电磁阀 206-60-51130 206-60-51131</p>	<p>>> JW-4102</p>  <p>KOBELCO 神钢水温感应器 Water Temp Sensor SWZ489U268F1</p>	<p>>> JW-4103</p>  <p>CAT 卡特水温感应器 Water Temp Sensor 5I-7578 34390-00800 2979315</p>	<p>>> JW-4104</p>  <p>水温感应器 Water Temp Sensor E320C 135-2336</p>	<p>>> JW-4105</p>  <p>日立水温感应器 Water Temp Sensor EX200-2/5 4257129</p>
<p>>> JW-4090</p>  <p>E320B时间继电器 Starter Relay</p>	<p>>> JW-4091</p>  <p>E320C时间继电器 Starter Relay</p>	<p>>> JW-4092</p>  <p>DH220-5</p>	<p>>> JW-4093</p>  <p>R200</p>	<p>>> JW-4106</p>  <p>水温报警器 Water Temp Sensor ZAX 电喷</p>	<p>>> JW-4107</p>  <p>水温报警器 Water Temp Sensor EX200-5 8-97125601-1</p>	<p>>> JW-4108</p>  <p>水温感应器 Water Temp Sensor PC200-6 PC220-6 7861-92-3380</p>	<p>>> JW-4109</p>  <p>水温感应器 Water Temp Sensor PC200-7</p>
<p>>> JW-4094</p>  <p>现代R线圈 Starter relay</p>	<p>>> JW-4095</p>  <p>洋马电子燃油泵新款 YANMAR Electronic injection pump(new)</p>	<p>>> JW-4096</p>  <p>洋马电子燃油泵 YANMAR 4TN94 Electronic injection pump</p>	<p>>> JW-4097</p>  <p>洋马电子燃油泵 YANMAR DH60/R60 Electronic injection pump</p>	<p>>> JW-4110</p>  <p>PC200-5 7861-92-3320 水温感应器 Water Temperature Sensor</p>	<p>>> JW-4111</p>  <p>水温感应器 Water Temp Sensor SH200-3</p>	<p>>> JW-4112</p>  <p>水温感应器(单脚) 通用 Water Temp Sensor ISUZU TOYOTA</p>	<p>>> JW-4113</p>  <p>水温感应器(双脚) 通用 Water Temp Sensor MITSUBISHI ISUZU</p>

































All Original Manufacturer's Name Parts Number Logo And Description Are For Reference Purposes Only

注：所有原厂制造商之名称、型号、标志及品名仅供参考

<p>>> JW-4114</p> <p>CAT 330B水温感应器</p>	<p>>> JW-4115</p> <p>水温感应器 Water Temp Sensor ZAX 电喷</p>	<p>>> JW-4116</p> <p>DH220-5 水温感应器 Water Temp Sensor</p>	<p>>> JW-4117</p> <p>水温报警器 Water temp sensor ZAX200</p>	<p>>> JW-4130</p> <p>EX200-5 机油感应器 6732-81-3140 08073-10505 EX200-5 机油感应器 6732-81-3140 08073-10505</p>	<p>>> JW-4131</p> <p>34390-40200机油感应塞 Oil pressure switch</p>	<p>>> JW-4132</p> <p>68D1 EX200-1/2/3/5 机油感应器 Oil Sensor</p>	<p>>> JW-4133</p> <p>住友液压油传感器 SH Oil Sensor</p>
<p>>> JW-4118</p> <p>转速传感器 Revolution Sensor PC200-7 PC220-7 7861-93-2310</p>	<p>>> JW-4119</p> <p>转速传感器 Revolution Sensor EX200-1/2/3/5 EX120 4265372</p>	<p>>> JW-4120</p> <p>转速传感器 PC200-3/5/6 PC220-6 6D102 7861-92-2310 Revolution Sensor</p>	<p>>> JW-4121</p> <p>转速传感器 Revolution Sensor E200B E320</p>	<p>>> JW-4134</p> <p>E300B液压传感器 Oil Sensor</p>	<p>>> JW-4135</p> <p>E300液压传感器 Oil Sensor</p>	<p>>> JW-4136</p> <p>日立液压传感器 4259333 Oil Sensor</p>	<p>>> JW-4137</p> <p>SK液压油传感器 Oil Sensor</p>
<p>>> JW-4122</p> <p>E320C 5I-7579 转速传感器 Revolution sensor</p>	<p>>> JW-4123</p> <p>SK200-3/5转速传感器 Revolution Sensor</p>	<p>>> JW-4124</p> <p>SK200-6/6E转速传感器 Revolution Sensor</p>	<p>>> JW-4125</p> <p>SK200-8转速传感器 Revolution Sensor</p>	<p>>> JW-4138</p> <p>CAT液压油传感器 221-8859 Oil Sensor</p>	<p>>> JW-4139</p> <p>小松旋转电磁阀线圈 Solenoid valve</p>	<p>>> JW-4140</p> <p>SK神钢转换插头 connector YT13E02082P1</p>	<p>>> JW-4141</p> <p>角度传感器 Angular Sensor EX120 EX200-2/3 4444902</p>
<p>>> JW-4126</p> <p>R220-5转速传感器 Revolution sensor</p>	<p>>> JW-4127</p> <p>DH220-5转速传感器 Revolution sensor</p>	<p>>> JW-4128</p> <p>SH住友转速传感器 Revolution sensor</p>	<p>>> JW-4129</p> <p>68G1 机油感应器 Oil Sensor</p>	<p>>> JW-4142</p> <p>EX200-3 4339559 压差传感器新款 Differential pressure sensor</p>	<p>>> JW-4143</p> <p>EX200-2/3/SAT02-261022 4251588 继电器 Starter relay</p>	<p>>> JW-4144</p> <p>CAT 卡特雨刮控制器</p>	<p>>> JW-4145</p> <p>A: 两线插头 A: TWO WIRE PLUG B: 三线插头 B: THREE WIRE PLUG</p>

All Original Manufacturer's Name Parts Number Logo And Description Are For Reference Purposes Only

注：所有原厂制造商之名称、型号、标志及品名仅供参考

<p>>> JW-4146</p>  <p>37Z36-56010</p>	<p>>> JW-4147</p>  <p>37Z36 37Z36-56010</p>	<p>>> JW-4148</p>  <p>1751ES-12A3UC12BIS</p>	<p>>> JW-4149</p>  <p>S6K E200B E320 HD700-5/7 6D31/6D14</p>	<p>>> JW-4162</p>  <p>CAT 155-4652</p>	<p>>> JW-4163</p>  <p>R220-5 3932530 24V</p>	<p>>> JW-4164</p>  <p>3922529 12V</p>	<p>>> MW-4165</p>  <p>PC300-7 4063712 6734-81-9141熄火开关</p>
<p>>> JW-4150</p>  <p>E330/330B/330C 3306 155-4653</p>	<p>>> JW-4151</p>  <p>HD800/900 HD250/450</p>	<p>>> JW-4152</p>  <p>3932545</p>	<p>>> JW-4153</p>  <p>3921980</p>	<p>>> JW-4166</p>  <p>PC350-7 3930234</p>	<p>>> JW-4167</p>  <p>3415706</p>	<p>>> JW-4168</p>  <p>3939019</p>	<p>>> JW-4169</p>  <p>3932329</p>
<p>>> JW-4154</p>  <p>3928161</p>	<p>>> JW-4155</p>  <p>现代R130 3991168</p>	<p>>> JW-4156</p>  <p>现代 SA-4735-24</p>	<p>>> JW-4157</p>  <p>RSV1751 SA3785-24</p>	<p>>> JW-4170</p>  <p>3935650</p>	<p>>> JW-4171</p>  <p>R225-7 3991625</p>	<p>>> JW-4172</p>  <p>XHF-1121 12V</p>	<p>>> JW-4173</p>  <p>11E1-60100-24 24V</p>
<p>>> JW-4158</p>  <p>A036 3175 DC 12V</p>	<p>>> JW-4159</p>  <p>B402-1115030</p>	<p>>> JW-4160</p>  <p>住友/大宇/通用 熄火开关 Sumitomo/daewoo(universal)</p>	<p>>> JW-4161</p>  <p>R55/60-7 DH55/60 PC40/50 150ES-1255SUC12S 779233-77932 洋马发动机熄火开关 12V</p>	<p>>> JW-4174</p>  <p>37B34-56010 24V</p>	<p>>> JW-4175</p>  <p>R210 DH220-5 11N6-66030-24</p>	<p>>> JW-4176</p>  <p>A036 3175 DC 12V ISUZU</p>	<p>>> JW-4177</p>  <p>6108-1115030 24V 玉柴</p>

All Original Manufacturer's Name Parts Number Logo And Description Are For Reference Purposes Only

注释: 所有原厂制造商之名称、型号、标志及品名仅供参考

<p>>> JW-4178</p> <p>CAT 3插 7N4160 点火开关 Starter Switch</p>	<p>>> JW-4179</p> <p>E320B 6线点火开关 6 Line Starter Switch</p>	<p>>> JW-4180</p> <p>E320C 4线点火开关 4 Line Starter Switch</p>	<p>>> JW-4181</p> <p>E200B 5线点火开关 5 Line Starter Switch</p>
<p>>> JW-4182</p> <p>PC200-1/2/3/5 点火开关 Starter Switch</p>	<p>>> JW-4183</p> <p>EX200-2/3/5 点火开关 Starter Switch</p>	<p>>> JW-4184</p> <p>日立新款点火开关 HITACHI Starter Switch</p>	<p>>> JW-4185</p> <p>神钢点火开关 KOBELCO Starter Switch</p>
<p>>> JW-4186</p> <p>SK200-8 点火开关 Starter Switch</p>	<p>>> JW-4187</p> <p>住友点火开关 SUMITOMO Starter Switch</p>	<p>>> JW-4188</p> <p>KATO点火开关 Starter Switch</p>	<p>>> JW-4189</p> <p>VOLVO 点火开关 Starter Switch</p>
<p>>> JW-4190</p> <p>现代点火开关 HYUNDAI Starter Switch</p>	<p>>> JW-4191</p> <p>大宇点火开关 DAEWOO Starter Switch</p>	<p>>> JW-4192</p> <p>烟斗点火开关 007SS-54-3 Smoking pipe type</p>	<p>>> JW-4193</p> <p>2S2342</p>

<p>>> JW-4194</p> <p>EX200-2/3大</p>	<p>>> JW-4195</p> <p>PC200-6/6D102电脑板 7834-21-6002</p>	<p>>> JW-4196</p> <p>PC200-7电脑板 7835-26-1009</p>	<p>>> JW-4197</p> <p>EX200-5电脑板(合肥) Computer board</p>
<p>>> JW-4198</p> <p>原装EX200-5电脑板 Computer board</p>	<p>>> JW-4199</p> <p>EX200-2/3小</p>	<p>>> JW-4200</p> <p>PC200-6/6D95电脑板 7834-10-2001</p>	<p>>> JW-4201</p> <p>PC200-6/6D95电脑板</p>
<p>>> JW-4202</p> <p>KOMATSU 小松-6手拉油门电脑板 7834-27-2002</p>	<p>>> JW-4203</p> <p>SUMITOMO 住友A1/A2电脑板</p>	<p>>> JW-4204</p> <p>SUMITOMO 住友A1/A2油门驱动板</p>	<p>>> JW-4205</p> <p>SK120电脑板 LP22E00006F3 LP22E00004F2</p>
<p>>> JW-4206</p> <p>SK200-2电脑板 YN22E00015F3 YN22E00020F1</p>	<p>>> JW-4207</p> <p>X4377228 23500 EX350 1472 3020-10418P</p>	<p>>> JW-4208</p> <p>KATO 加藤820-3继电器/小板</p>	<p>>> JW-4209</p> <p>SANY 三一重工</p>

<p>>> JW-4178</p> <p>CAT 3插 7N4160 点火开关 Starter Switch</p>	<p>>> JW-4179</p> <p>E320B 6线点火开关 6 Line Starter Switch</p>	<p>>> JW-4180</p> <p>E320C 4线点火开关 4 Line Starter Switch</p>	<p>>> JW-4181</p> <p>E200B 5线点火开关 5 Line Starter Switch</p>
<p>>> JW-4182</p> <p>PC200-1/2/3/5 点火开关 Starter Switch</p>	<p>>> JW-4183</p> <p>EX200-2/3/5 点火开关 Starter Switch</p>	<p>>> JW-4184</p> <p>日立新款点火开关 HITACHI Starter Switch</p>	<p>>> JW-4185</p> <p>神钢点火开关 KOBELCO Starter Switch</p>
<p>>> JW-4186</p> <p>SK200-8 点火开关 Starter Switch</p>	<p>>> JW-4187</p> <p>住友点火开关 SUMITOMO Starter Switch</p>	<p>>> JW-4188</p> <p>KATO点火开关 Starter Switch</p>	<p>>> JW-4189</p> <p>VOLVO 点火开关 Starter Switch</p>
<p>>> JW-4190</p> <p>现代点火开关 HYUNDAI Starter Switch</p>	<p>>> JW-4191</p> <p>大宇点火开关 DAEWOO Starter Switch</p>	<p>>> JW-4192</p> <p>烟斗点火开关 007SS-54-3 Smoking pipe type</p>	<p>>> JW-4193</p> <p>2S2342</p>

























<p>>> JW-4194</p> <p>EX200-2/3大</p>	<p>>> JW-4195</p> <p>PC200-6/6D102电脑板 7834-21-6002</p>	<p>>> JW-4196</p> <p>PC200-7电脑板 7835-26-1009</p>	<p>>> JW-4197</p> <p>EX200-5电脑板(合肥) Computer board</p>
<p>>> JW-4198</p> <p>原装EX200-5电脑板 Computer board</p>	<p>>> JW-4199</p> <p>EX200-2/3小</p>	<p>>> JW-4200</p> <p>PC200-6/6D95电脑板 7834-10-2001</p>	<p>>> JW-4201</p> <p>PC200-6/6D95电脑板</p>
<p>>> JW-4202</p> <p>KOMATSU 小松-6手拉油门电脑板 7834-27-2002</p>	<p>>> JW-4203</p> <p>SUMITOMO 住友A1/A2电脑板</p>	<p>>> JW-4204</p> <p>SUMITOMO 住友A1/A2油门驱动板</p>	<p>>> JW-4205</p> <p>SK120电脑板 LP22E00006F3 LP22E00004F2</p>
<p>>> JW-4206</p> <p>SK200-2电脑板 YN22E00015F3 YN22E00020F1</p>	<p>>> JW-4207</p> <p>X4377228 23500 EX350 1472 3020-10418P</p>	<p>>> JW-4208</p> <p>KATO 加藤820-3继电器/小板</p>	<p>>> JW-4209</p> <p>SANY 三一重工</p>

<p>JW-4236</p>  <p>型号:NT855 件号:600-813-3962 600-813-3963 600-813-3861 参数:24V 8KW 11T</p>	<p>JW-4238</p>  <p>型号: MITSUBISHI 4D31 参数:3H 14T</p>	<p>JW-4240</p>  <p>型号:6D22 件号:M3T95082 参数:24V 5.5KW 13T</p>	<p>JW-4242</p>  <p>型号:6SD1 6SA1 件号:1-81100-246-1 参数:24V 7.5KW 2H 11T</p>	<p>JW-4244</p>  <p>型号:6BT 5.9 参数:24V 4.5KW 3H 10T</p>
---	---	--	---	--

<p>JW-4237</p>  <p>型号:4D31 件号:M2T64272 ME017004 参数:24V 3.2KW 3H 9T</p>	<p>JW-4239</p>  <p>型号:6D14 件号:M3T56071 M3T56072 LESTER:16242 参数:24V 6KW 13T</p>	<p>JW-4241</p>  <p>型号:6D34 件号:M8T87171 ME049303 参数:24V 5.5KW 2H 11T</p>	<p>JW-4243</p>  <p>型号:6CT 8.3 件号:3938502 参数:3H 12T</p>	<p>JW-4245</p>  <p>型号:2AX230/300 6HK1 件号:M008160972 899000-8540 参数:24V 5KW 2H 11T</p>
---	--	--	---	--

<p>JW-4246</p>  <p>型号:4HK1 参数:24V 5.5KW 2H 13T</p>	<p>JW-4248</p>  <p>型号:CAT3306 参数:3H 12T</p>	<p>JW-4250</p>  <p>型号:E3300 参数:2H 11T</p>	<p>JW-4252</p>  <p>型号:YANMAR 参数:11T 2H</p>	<p>JW-4254</p>  <p>型号:YANMAR 参数:13T 2H</p>
---	--	--	---	---

<p>JW-4247</p>  <p>型号:DH65 参数:24V</p>	<p>JW-4249</p>  <p>型号:E320C</p>	<p>JW-4251</p>  <p>型号:S4F 件号:34466-20102 参数:11T 2H</p>	<p>JW-4253</p>  <p>型号:YANMAR 参数:15 T 2H</p>	<p>JW-4255</p>  <p>型号:YANMAR 参数:9T 2H</p>
--	--	---	--	--

<p>JW-4256</p>  <p>EX200-5 6BG1 24V 40A 1-81200-471-0 0-35000-3872</p>	<p>JW-4257</p>  <p>EX230/240 三槽</p>	<p>JW-4258</p>  <p>EX330 6HK1</p>	<p>JW-4265</p>  <p>PC200-1/2双槽 (Double Groove) 600-821-6130 0-33000-5840</p>	<p>JW-4269</p>  <p>PC200-3/5单槽 (Single Groove) 600-821-6120 0-33000-5860</p>	<p>JW-4270</p>  <p>PC200-6 S6D102</p>
<p>JW-4259</p>  <p>ZAX200-6 6BG1</p>	<p>JW-4260</p>  <p>EX120-SH120 4BD1 8-97022-211-2 0-33000-6542</p>	<p>JW-4261</p>  <p>EX200-2 6BD1 24V 30A 1-81200-440-2 0-33000-6552</p>	<p>JW-4271</p>  <p>6D108 PC300-6 24V 40A 600-821-6160 0-33000-6511</p>	<p>JW-4272</p>  <p>小松 HT20-2 D60推土机 24V 35A</p>	<p>JW-4273 JW</p>  <p>PC200-7</p>
<p>JW-4262</p>  <p>EX200-1 25A 1-81200-365-20-33000-6000</p>	<p>JW-4263</p>  <p>DH55 4JB1 5-37813253-0 99723442 8972283180</p>	<p>JW-4264</p>  <p>DH220-5 R30-7 R220-5 390040 2502-9007B ZIEA-00040</p>	<p>JW-4274</p>  <p>27SI CUMMINS DT008 1PCS</p>	<p>JW-4275</p>  <p>6N9294 KST027 24V 35A 新款(NEW)</p>	<p>JW-4276 JW</p>  <p>HH750 HINO</p>
<p>JW-4265</p>  <p>PC200-6 (6D95) 8PK 600-821-6190 0-33000-6580</p>	<p>JW-4266</p>  <p>PC60 S6120 4D95 600-821-3850 0-33000-5510</p>	<p>JW-4267</p>  <p>PC300 6D125 600-311-5720 0-33000-5880</p>	<p>JW-4277</p>  <p>3306 CAT 老款(OLD) 6N9294 24V 45W</p>	<p>JW-4278</p>  <p>E320B/C 24V 35A 34368-01100 A4T6686</p>	<p>JW-4279 JW</p>  <p>E200B/320 6D31 S6K HD700-5/7</p>

All Original Manufacturer's Name Parts Number Logo And Description Are For Reference Purposes Only

注：所有原厂制造商之名称、型号、标志及品名仅供参考

橡胶件系列
RUBBER PARTS SERIES

<p>JW-5001</p> <p>PC300 PC400</p>	<p>JW-5002</p> <p>6D102离合片 Clutch Plate</p>	<p>JW-5003</p> <p>6D105离合片 Clutch Plate</p>	<p>JW-5004</p> <p>4D95 PC120-6连接器 Coupling</p>
<p>JW-5005</p> <p>PC60 连接器 Coupling</p>	<p>JW-5006</p> <p>PC120-6 4D102 连接器 Coupling</p>	<p>JW-5007</p> <p>PC60-7 连接器 Coupling</p>	<p>JW-5008</p> <p>K3V112喇叭口 Trumpet</p>
<p>JW-5009</p> <p>K3V180喇叭口 Trumpet</p>	<p>JW-5010</p> <p>K3V112 LS280连接盘</p>	<p>JW-5011</p> <p>K3V63</p>	<p>JW-5012</p> <p>φ34肥仔胶 φ34肥仔胶总成 Rubber assy.</p>
<p>JW-5013</p> <p>φ38肥仔胶 φ38肥仔胶总成 Rubber assy.</p>	<p>JW-5014</p> <p>φ42肥仔胶 φ42肥仔胶总成 Rubber assy.</p>	<p>JW-5015</p> <p>φ48肥仔胶 φ48肥仔胶总成 Rubber assy.</p>	<p>JW-5016</p> <p>φ60肥仔胶 φ60肥仔胶总成 Rubber assy.</p>
<p>JW-5017</p> <p>三一重工花链 42齿</p>	<p>JW-5018</p> <p>E330C 46齿</p>	<p>JW-5019</p> <p>K3V112花件齿 Gear</p>	<p>JW-5020</p> <p>45H 15齿 花件齿 Gear</p>

橡胶件系列
RUBBER PARTS SERIES

<p>JW-5021</p> <p>110H 15齿 花件齿 Gear</p>	<p>JW-5022</p> <p>40H 16齿 花件齿 Gear</p>	<p>JW-5023</p> <p>17大花件齿 Big Gear</p>	<p>JW-5024</p> <p>E320花件齿 Gear</p>
<p>JW-5025</p> <p>K3V63系列</p>	<p>JW-5026</p> <p>K3V63</p>	<p>JW-5027</p> <p>K3V112</p>	<p>JW-5028</p> <p>LS280 柴油泵连接器</p>
<p>JW-5029</p> <p>6D14平行胶 Balance rubber</p>	<p>JW-5030</p> <p>6D22平行胶 Balance rubber</p>	<p>JW-5031</p> <p>PC200-5平行胶 Balance rubber</p>	<p>JW-5032</p> <p>PC200-3平行胶 Balance rubber</p>
<p>JW-5033</p> <p>EX200-6分油忠胶盖 Minute Oil Loyal</p>	<p>JW-5034</p> <p>E312分油忠胶盖 Minute Oil Loyal</p>	<p>JW-5035</p> <p>E2008分油忠胶盖 Minute Oil Loyal</p>	<p>JW-5036</p> <p>E320分油忠胶盖 Minute Oil Loyal</p>

橡胶件系列 RUBBER PARTS SERIES

橡胶件系列 RUBBER PARTS SERIES

<p>JW-5037</p> <p>E200B</p>	<p>JW-5038</p> <p>E320B</p>	<p>JW-5039</p> <p>E312</p>	<p>JW-5040</p> <p>EX200-2/3/5前 F</p>	<p>JW-5057</p> <p>DH130前</p>	<p>JW-5058</p> <p>DH130后</p>	<p>JW-5059</p> <p>EX400 后</p>	<p>JW-5060</p> <p>EX400 前</p>
<p>JW-5041</p> <p>EX200-2/3后 R</p>	<p>JW-5042</p> <p>EX200-6后 R</p>	<p>JW-5043</p> <p>EX200-1/5后 R</p>	<p>JW-5044</p> <p>大宇220-5</p>	<p>JW-5061</p> <p>EX400-1前机脚胶</p>	<p>JW-5062</p> <p>DH220-3前</p>	<p>JW-5063</p> <p>DH220-3后</p>	<p>JW-5064</p> <p>ZAX330前</p>
<p>JW-5045</p> <p>现代 R220</p>	<p>JW-5046</p> <p>现代 R220</p>	<p>JW-5047</p> <p>R60</p>	<p>JW-5048</p> <p>R60</p>	<p>JW-5065</p> <p>ZAX330后</p>	<p>JW-5066</p> <p>订做 CUSTOMIZE</p>	<p>JW-5067</p> <p>EX60</p>	<p>JW-5068</p> <p>LS120</p>
<p>JW-5049</p> <p>6D31前 F</p>	<p>JW-5050</p> <p>6D31后 R</p>	<p>JW-5051</p> <p>Dh280前 F</p>	<p>JW-5052</p> <p>Dh280后 R</p>	<p>JW-5069</p> <p>SK120前</p>	<p>JW-5070</p> <p>SK120后</p>	<p>JW-5071</p> <p>DH55前</p>	<p>JW-5072</p> <p>DH55后</p>
<p>JW-5053</p> <p>EX300前 F</p>	<p>JW-5054</p> <p>EX300后 R</p>	<p>JW-5055</p> <p>PC200-3</p>	<p>JW-5056</p> <p>PC200-5-6前/后 F/R</p>	<p>JW-5073</p> <p>HD450前</p>	<p>JW-5074</p> <p>HD450后</p>	<p>JW-5075</p> <p>住友 SH200</p>	<p>JW-5076</p> <p>圆形 ROUND 方形 SQUARE 水箱防震胶 Water Tank Quakeproof</p>

All Original Manufacturer's Name Parts Number Logo And Description Are For Reference Purposes Only

注：所有原厂制造商之名称、型号、标志及品名仅供参考

橡胶件系列
RUBBER PARTS SERIES

橡胶件系列
RUBBER PARTS SERIES

<p>>> JW-5077</p>  <p>25H</p>	<p>>> JW-5078</p>  <p>25H总成 Coupling Assy</p>	<p>>> JW-5079</p>  <p>30H</p>	<p>>> JW-5080</p>  <p>30H总成 Coupling Assy</p>	<p>>> JW-5097</p>  <p>8A</p>	<p>>> JW-5098</p>  <p>8AS</p>	<p>>> JW-5099</p>  <p>16A</p>	<p>>> JW-5100</p>  <p>16AS</p>
<p>>> JW-5081</p>  <p>35H</p>	<p>>> JW-5082</p>  <p>35H总成 Coupling Assy</p>	<p>>> JW-5083</p>  <p>40H</p>	<p>>> JW-5084</p>  <p>40H总成 Coupling Assy</p>	<p>>> JW-5101</p>  <p>22A</p>	<p>>> JW-5102</p>  <p>22AS</p>	<p>>> JW-5103</p>  <p>25A</p>	<p>>> JW-5104</p>  <p>25AS</p>
<p>>> JW-5085</p>  <p>45H</p>	<p>>> JW-5086</p>  <p>45H总成 Coupling Assy</p>	<p>>> JW-5087</p>  <p>50H</p>	<p>>> JW-5088</p>  <p>50H总成 Coupling Assy</p>	<p>>> JW-5105</p>  <p>S29S</p>	<p>>> JW-5106</p>  <p>28A</p>	<p>>> JW-5107</p>  <p>28AS</p>	<p>>> JW-5108</p>  <p>30A</p>
<p>>> JW-5089</p>  <p>90H</p>	<p>>> JW-5090</p>  <p>90H总成 Coupling Assy</p>	<p>>> JW-5091</p>  <p>110H</p>	<p>>> JW-5092</p>  <p>110H总成 Coupling Assy</p>	<p>>> JW-5109</p>  <p>140A</p>	<p>>> JW-5110</p>  <p>140AS</p>	<p>>> JW-5111</p>  <p>E300B 16T</p>	<p>>> JW-5112</p>  <p>SH160 (SH60)</p>
<p>>> JW-5093</p>  <p>140H</p>	<p>>> JW-5094</p>  <p>140H总成 Coupling Assy</p>	<p>>> JW-5095</p>  <p>160H</p>	<p>>> JW-5096</p>  <p>160H总成 Coupling Assy</p>	<p>>> JW-5113</p>  <p>E200B 14T</p>	<p>>> JW-5114</p>  <p>50AC</p>	<p>>> JW-5115</p>  <p>E200B 12T</p>	<p>>> JW-5116</p>  <p>CAT E330C</p>

连接胶型号 COUPLING MODEL	品牌 BRAND	适用型号 APPLICATION MODEL
8A	KOBELCO/KOMATSU	SK04V2 PC20
16A	KOMATSU	PC60 PC40 EX50
16AS(半孔)	KOMATSU	PC40-5 EX55
30A	MITSUBISHI	SK100-5/MS070/70B E307
30AS(半孔)	HITACHI	EX60 Hd250 SK60-6 SK07
30H	MITSUBISHI	MS110 DH55
40H	HITACHI	EX200-2
50A		E312 E120B HD450 E3118B
50AS	MITSUBISHI	MS120 MS110 MS140 HD512 SH120 LS120 HD450 E120 SH100
50AC 14齿	CAT/SUMITOMO	E200B SH200
50AM 16齿	MITSUBISHI	MS180-8/E320/E240
50H	HITACHI/KOMATSU/KATO KOBELCO/DAEWOO	EX200-1 EX200-3/5 HD700 PC200-1 HD800 PC200-3/5 HD900 E320 SK200 SK901D SK220 R210 LS160 LS70 E320B SK200-6/3 E320C DH220-5 R220-5 R225-7
110H	HITACHI/SUMITOMO	EX220 EX300-1/2/3 SK230 SK220-3 ZAX330 EX350-5 EX330 E325 LS430 EX300
140H	HITACHI/KATO/ KOMATSU/KOBELCO	HD280 HD1430/PC300-1 HD1250 R300 HD300 E330/SK912 SK820 HD1880 DH320-2
160H	SUMITOMO/KATO/HYUNDAI	LS380 R290 R300-5 SH300A2
28AS(half hole)	HITACHI	EX120
28A		EX120-5 EX100
45H		ZAX200
25H		R60-7 ZAX55
50AMS(20齿)		SH280



JW-6001

轴承编号 Bearing Code	行走箱大轴承对照表 Bearing For Travelling Motor/通用机型 Application Model
SF4831	PC200-3 E200B
SF4815	PC200-5
SF4852/4826	E320 E320B E320C
AC5836/BA289-1A	PC200-6 (6D102) DH220-5
AF4454	PC200-6 (6D95) PC200-7
BA222-1	SH200 SH265 SH260 E312B
BN230-7	LS280 E240 R130
BA240-3	HD700-5/1 SH200-1 HD820
BA220-6	PC120-5 PC120-6 PC100-5 SK120 LS120 SK100 SH100 HD450-7
LS4009/CS4000/0	EX200-1
196L-4SA	EX200-2/3 ZX200
SF3807	PC60-5/3 HD250 SH60
180BA2256	PC60-6 HD250 E70B E307 SK60-6
AC5033	R200-5 HD600-7 HD900-7 DH220 R210 R220-5 HD1250-5 WY230
4631	SK200-1 SK200-2 SK200-5
BA180-4	PC100-3 PC120-3 HD400-5
180BN19	PC100-2 HD700-1/2 HD450-2
AC463240	HD900-5
AC523438-1	SK07-2 SK07N2
7354109	EX120-5
BN220-1	E120B R120B
LL641110	HD400-2
BA230-2	HD770-1/2 HD850 HD880 HD700 HD800-5
BA246-2A	SK230 R290 SH200
300-4	PC300-5
4TLL735449	EX120-2/3 EX100
22319	E200B(大) E320C(大) E320 PC220-5/6 PC200-3/5/6 SK200 SK07-N2
NJ222	E200B(小) E320
22218	E320C(小) SH200(小) PC200-3/5/6 EX200-2/3/5 HD700-5/7 LS280 PC220-6
22320	SH200(大) DH220-5 HD820 SK210 DH200-2
NJ313	PC120-5(小) HD512(小) SH120 SH265 HD450-7 PC60-5/6(小)
22314	HD512(大) SH120 HD400-7 SH265 PC60-5/6(大)
22316	PC100-5/6(大) PC120-5(大)
NJ217	PC100-5/6(小) PC120-5(小)
NJ221	HD770-2(小) HD800-5 HD900-7
22224	HD770-2(大) EX200-1/2/3/5 PC200-7 HD800-5 HD770-7 UH07-5
22222	HD700/5/7 PC310-5/6 LS2800 PC300-7 SH280 R200-3
22217	SK200-3 SK200 SK07-N2
2222	HD400-2 EX200-1 HD800-7 PC40
30212	PC60-7(小)
33213	PC60-7(大)
22322	PC300-3 HD770
21318	EX400-1 HD220-5 R260-5
22226	HD850G HD1250V DH280-3 PC220-7 R200 R335-7 SH340
21314	SK60-3/5
NU224	PC200-3/5 PC220-3/5/6 PC220-7
32214	PC120-6(小)
32216	PC120-6(大)
NJ314	SK120-5
21317	E120B UH063
30213	SK60-5(小)
30314	SK60-5(大) PC200-8山推
22326	PC400 SH350

齿轮/轴承
GEAR/BEARING SERIES

齿轮/轴承
GEAR/BEARING SERIES



JW-6002
行走双联齿
Travel Duplicate Planet Gears



JW-6003
行走偏心轴
Crank Shaft



JW-6004
太阳齿
Various Sun Gear



JW-6005
星齿系列
Various Planet Gears



JW-6006
Drive Shafts



JW-6007
东仔泵连花轴系列
Various Travel Couplings



JW-6008
变速箱齿
Transmission Gear



JW-6009
减速齿
Speed Cut Gear



JW-6010
固定齿盘系列
various travel gear discs



JW-6011
行走轴承压盖
Travel Bearing Cover



JW-6012
S130W 修理包
Repair Kit



JW-6013
S120W 34T S130W 27T



JW-6014
短轴
minor axis



JW-6015
DH120 DH130 长轴
log axis



JW-6016
PC150-3



JW-6017
PC150-5 PC120-3



JW-6018
马达轴、花键套系列
Various Drive Shafts



JW-6019
太阳齿
Various Sun Gear



JW-6020
LS280 立轴
vertical shaft



JW-6021
PC120-6 立轴
vertical shaft



JW-6022
PC200-5 1st Level
行走一级总成
Travel Assy



JW-6023
PC200-5 2nd Level
行走二级
Travel Assy



JW-6024
PC200-6 6D102 1st Level
回转一级总成
Swing Assy



JW-6025
PC200-6 6D95 1st Level
行走一级总成
Travel Assy



JW-6026
PC200-3 行走二级总成
Travel Duplicate
21/31齿
Planet Gear Assy



JW-6027
EX200-1 1st Level
行走一级总成
Travel Assy



JW-6028
EX200-2 2nd Level
回转二级总成
Swing Assy



JW-6029
EX200-5 1st Level
回转一级总成
Swing Assy



JW-6030
EX200-1 2nd Level
行走二级总成
Travel Assy



JW-6031
EX200-2 2nd Level
行走二级总成 28齿
Travel Assy



JW-6032
EX200-3/5 1st Level
行走一级总成
Travel Assy



JW-6033
E200B 1st Level
回转一级总成
Swing Assy



JW-6034
E200B 1st Level
行走一级总成 24齿
Travel Assy



JW-6035
E200B 2nd Level
行走二级总成
Travel Assy



JW-6036
HD700-5 1st Level
行走一级总成
Travel Assy



JW-6037
HD700-5 1st Level
回转一级总成
Swing Assy



JW-6038
HD700-7 2nd Level
行走二级架总成
Travel Assy



JW-6039
SK07N2 2nd Level
回转二级总成
Swing Assy



JW-6040
SK200-5 2nd Level
回转二级总成 34齿
Swing Assy



JW-6041
SK200-3 1st Level
回转一级总成 25齿
Swing Assy

滤芯系列
FILTER SERIES

滤芯系列
FILTER SERIES

<p>>> JW-7001</p>  <p>1R0712</p>	<p>>> JW-7002</p>  <p>1R0749</p>	<p>>> JW-7003</p>  <p>1R0750</p>	<p>>> JW-7004</p>  <p>1R0751</p>	<p>>> JW-7021</p>  <p>07-16</p>	<p>>> JW-7022</p>  <p>07-39</p>	<p>>> JW-7023</p>  <p>10-31</p>	<p>>> JW-7024</p>  <p>10-32</p>
<p>>> JW-7005</p>  <p>1R0762</p>	<p>>> JW-7006</p>  <p>1R0770</p>	<p>>> JW-7007</p>  <p>1R0771</p>	<p>>> JW-7008</p>  <p>10-1F</p>	<p>>> JW-7025</p>  <p>10-33</p>	<p>>> JW-7026</p>  <p>11-50</p>	<p>>> JW-7027</p>  <p>19-26L</p>	<p>>> JW-7028</p>  <p>19-26L</p>
<p>>> JW-7009</p>  <p>11711074</p>	<p>>> JW-7010</p>  <p>11110474</p>	<p>>> JW-7011</p>  <p>117-4089</p>	<p>>> JW-7012</p>  <p>12-00</p>	<p>>> JW-7029</p>  <p>21-62</p>	<p>>> JW-7030</p>  <p>300-00</p>	<p>>> JW-7031</p>  <p>9001</p>	<p>>> JW-7032</p>  <p>9009</p>
<p>>> JW-7013</p>  <p>FS1212</p>	<p>>> JW-7014</p>  <p>FS1212</p>	<p>>> JW-7015</p>  <p>2071</p>	<p>>> JW-7016</p>  <p>2075</p>	<p>>> JW-7033</p>  <p>31-26</p>	<p>>> JW-7034</p>  <p>33-45</p>	<p>>> JW-7035</p>  <p>3631236</p>	<p>>> JW-7036</p>  <p>478736</p>
<p>>> JW-7017</p>  <p>RC971</p>	<p>>> JW-7018</p>  <p>RC978</p>	<p>>> JW-7019</p>  <p>RC979</p>	<p>>> JW-7020</p>  <p>RP9117</p>	<p>>> JW-7037</p>  <p>2654407</p>	<p>>> JW-7038</p>  <p>4449332</p>	<p>>> JW-7039</p>  <p>19-27</p>	<p>>> JW-7040</p>  <p>19-27N</p>

滤芯系列
FILTER SERIES

滤芯系列
FILTER SERIES

<p>>> JW-7041</p> <p>FA611A</p>	<p>>> JW-7042</p> <p>FA611B</p>	<p>>> JW-7043</p> <p>FA612A</p>	<p>>> JW-7044</p> <p>FA612B</p>
<p>>> JW-7045</p> <p>FA613A</p>	<p>>> JW-7046</p> <p>FA613B</p>	<p>>> JW-7047</p> <p>FA614A</p>	<p>>> JW-7048</p> <p>FA614B</p>
<p>>> JW-7049</p> <p>FA615A</p>	<p>>> JW-7050</p> <p>FA615B</p>	<p>>> JW-7051</p> <p>JF618A</p>	<p>>> JW-7052</p> <p>JA618B</p>
<p>>> JW-7053</p> <p>JA619A</p>	<p>>> JW-7054</p> <p>FA619B</p>	<p>>> JW-7055</p> <p>FA6110-1A</p>	<p>>> JW-7056</p> <p>FA6110-1B</p>
<p>>> JW-7057</p> <p>FA620A</p>	<p>>> JW-7058</p> <p>FA620B</p>	<p>>> JW-7059</p> <p>FA622A</p>	<p>>> JW-7060</p> <p>FA622B</p>

<p>>> JW-7061</p> <p>P801 (泵油格)</p>	<p>>> JW-7062</p> <p>P802 (泵油格)</p>	<p>>> JW-7063</p> <p>P803 (泵油格)</p>	<p>>> JW-7064</p> <p>P804 (泵油格)</p>
<p>>> JW-7065</p> <p>P805 (泵油格)</p>	<p>>> JW-7066</p> <p>P808 (泵油格)</p>	<p>>> JW-7067</p> <p>P812 (泵油格)</p>	<p>>> JW-7068</p> <p>P814 (泵油格)</p>
<p>>> JW-7069</p> <p>P825 (泵油格)</p>	<p>>> JW-7070</p> <p>P826 (泵油格)</p>	<p>>> JW-7071</p> <p>P828 (泵油格)</p>	<p>>> JW-7072</p> <p>P829 (泵油格)</p>
<p>>> JW-7073</p> <p>P806 (先导格)</p>	<p>>> JW-7074</p> <p>P807 (先导格)</p>	<p>>> JW-7075</p> <p>P815 (先导格)</p>	<p>>> JW-7076</p> <p>P813 (先导格)</p>
<p>>> JW-7077</p> <p>P835 (先导格)</p>	<p>>> JW-7078</p> <p>P857 (先导格)</p>	<p>>> JW-7079</p> <p>(先导格)</p>	<p>>> JW-7080</p> <p>P893-1 (先导格)</p>

滤芯系列
FILTER SERIES

滤芯系列
FILTER SERIES

<p>JW-7081</p> <p>P810 (铜网格)</p>	<p>JW-7082</p> <p>P811 (铜网格)</p>	<p>JW-7083</p> <p>P821 (铜网格)</p>	<p>JW-7084</p> <p>P830 (铜网格)</p>
<p>JW-7085</p> <p>P842 (铜网格)</p>	<p>JW-7086</p> <p>P841 (铜网格)</p>	<p>JW-7087</p> <p>P831 (铜网格)</p>	<p>JW-7088</p> <p>P832 (铜网格)</p>
<p>JW-7089</p> <p>P850 (铜网格)</p>	<p>JW-7090</p> <p>P851 (铜网格)</p>	<p>JW-7091</p> <p>P852 (铜网格)</p>	<p>JW-7092</p> <p>P860 (铜网格)</p>
<p>JW-7093</p> <p>ø70 大孔 (铜网格)</p>	<p>JW-7094</p> <p>8070-1 (加厚格)</p>	<p>JW-7095</p> <p>8070-4 (铜网格)</p>	<p>JW-7096</p> <p>P861 (铜网格)</p>
<p>JW-7097</p> <p>P862 (铜网格)</p>	<p>JW-7098</p> <p>P870 (铜网格)</p>	<p>JW-7099</p> <p>P871 (铜网格)</p>	<p>JW-7100</p> <p>8079-1 (铜网格)</p>

<p>JW-7101</p> <p>PC200-6 老款 OLD</p>	<p>JW-7102</p> <p>PC200-6 新款 NEW</p>	<p>JW-7103</p> <p>PC200-7外置</p>	<p>JW-7104</p> <p>PC200-7内置</p>
<p>JW-7105</p> <p>PC200-8外置/内置</p>	<p>JW-7106</p> <p>EX200-5 外置</p>	<p>JW-7107</p> <p>EX200-5 内置</p>	<p>JW-7108</p> <p>KOBELCO空调滤</p>
<p>JW-7109</p> <p>KOBELCO空调滤</p>	<p>JW-7110</p> <p>ZAX外置</p>	<p>JW-7111</p> <p>ZAX内置 534241-7600</p>	<p>JW-7112</p> <p>SK200-8 外置</p>
<p>JW-7113</p> <p>SK200-8内置 51186-41990</p>	<p>JW-7114</p> <p>HYUNDAI 现代 外置</p>	<p>JW-7115</p> <p>HYUNDAI 现代 内置</p>	<p>JW-7116</p> <p>住友 外置</p>
<p>JW-7117</p> <p>SUMITOMO内置 FT-6804 51186-41951</p>	<p>JW-7118</p> <p>DAEWOO 大宇新款</p>	<p>JW-7119</p> <p>DAEWOO 大宇旧款</p>	<p>JW-7120</p> <p>外145 内14503269 VOLVO空调滤内、外置</p>

滤芯系列
FILTER SERIES

滤芯系列
FILTER SERIES

<p>>> JW-7121</p>  <p>PC200-6 PC300</p>	<p>>> JW-7122</p>  <p>PC200-7 KS590-2</p>	<p>>> JW-7123</p>  <p>PC200-5</p>	<p>>> JW-7124</p>  <p>PC200-6 6D102 FF5052 6732-71-6220</p>
<p>>> JW-7125</p>  <p>PC400-6</p>	<p>>> JW-7126</p>  <p>PC200-3 KS101F</p>	<p>>> JW-7127</p>  <p>PC200-6 6D102 3930969</p>	<p>>> JW-7128</p>  <p>E320B/C新款 196-8220</p>
<p>>> JW-7129</p>  <p>E325B 1R-0751</p>	<p>>> JW-7130</p>  <p>E320C 1R-0750</p>	<p>>> JW-7131</p>  <p>EX200 KS570C 513210751</p>	<p>>> JW-7132</p>  <p>JW EX200-5 6BG1 KS569C 4326807</p>
<p>>> JW-7133</p>  <p>4I-3948 1730159</p>	<p>>> JW-7134</p>  <p>DH220-5</p>	<p>>> JW-7135</p>  <p>KS568C E200B 6D14 6D31</p>	<p>>> JW-7136</p>  <p>YANMAR 柴油格座</p>

<p>>> JW-7137</p>  <p>E320C 1R-0739 4孔 4 HOLES</p>	<p>>> JW-7138</p>  <p>E320B 1R-0739 8孔 8 HOLES</p>	<p>>> JW-7139</p>  <p>E200B 192-6 短 SHORT</p>	<p>>> JW-7140</p>  <p>EX200-1 1-13212093-1</p>
<p>>> JW-7141</p>  <p>PC200-5 6D95</p>	<p>>> JW-7142</p>  <p>PC200-3 6D105</p>	<p>>> JW-7143</p>  <p>PC200-6 6D95</p>	<p>>> JW-7144</p>  <p>PC200-6/6D95 中间节机油格座</p>
<p>>> JW-7145</p>  <p>E320C 4孔 4 HOLES 机油座与机油散热器边盖连接体</p>	<p>>> JW-7146</p>  <p>CAT E320 KS196-6 517950</p>	<p>>> JW-7147</p>  <p>DH220-5</p>	<p>>> JW-7148</p>  <p>R90P</p>
<p>>> JW-7149</p>  <p>EX200-2/3 EX200-5 894161-0181</p>	<p>>> JW-7150</p>  <p>4BD1</p>		



底盘件系列
UNDERCARRIAGE PARTS SERIES

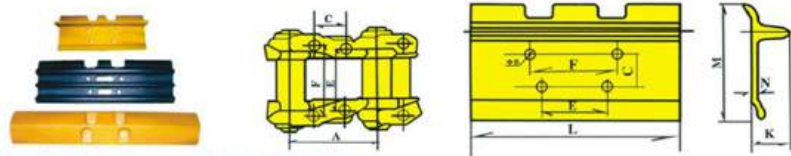
底盘件系列
UNDERCARRIAGE PARTS SERIES

TRACK LINK ASSY 链轨总成 JW-8001

序号	代号	节距	零件号	螺孔直径	节数	重量	适用机型
No.	Ref. No.	Pitch	Code	Hole	Link	P/W	Model
1	135GA	135	20T-32-00140	12.5	38	130	PC40-7 PC45-1
2	135MA	135	201-32-00131,10G-32-00111	12.5	42	169	PC60-3/5 D20
3	140GA	140		12.5	42	140	YC85 XCG88
4	154GA	154	9068163, 9096170	14.3	37	178	EX60 EX60-2/3
5	154MC	154	201-32-00300	14.3	38	170	PC60-6/7 PC75/U
6	154MB	154	11G-A70-0013	14.3	41	268	D31P SD08
			202-32-00114	4.3	281		PC100-2
			202-32-00131,11G-A74-0012	4.6	300		PC100U-2 PC100(120)-3 D31PLL
7	156MG	156	6Y1711	14.7	36	198	D3C
8	171MA	171.1	241001116939F1	16.4	41	295	SK100 SK100-3/5 SK110
			24100112245F5	4.3	310		SK120-2/3 SK130
9	171MD	171.45	9070369	16.4	45	450	EX150-1
			9071452	4.7	470		EX100M EX150LC-1
10	171GC	171.45	C24500200,093-1919	16.4	39	310	MS110 E110 K904B
			9K9129	4.0	318		D4D
			099-5398,417479,9092929,9091948	4.1	326		E110B 311 EX100-1/2/3/5 S40 LS2600 K904N II YC135
			099-0648,417480,1469175,91091951	4.3	342		E120 E120B 312B 312 EX120-1 SH100 HD450 HD500 HD550 K904B-4C
			932015,9092932,9138747,KNA039	4.4	350		E140 SH120 LS2650 EX120-2/3/5 EX130H-5
			C34501201	4.5	358		MS110L EL120B
11	171ME	171.45	257579	16.4	40	425	D6B 951
12	171MB	171	T90.34.000	16.4	39	425	东方红 T100 T90
			1082-00060	5.0	545		R200 R210 SE210
			83E1-2502, 1082-00100	5.4	588		R200LC R210LC R210LC-2 SE210LC
13	175MG	175	202-32-00201	16.4	40	268	PC100-5/6 PC120-5
			203-32-00101	4.2	282		PC120LC-5 PC120-6 PC130-6
14	175GA	175.51		18.4	45	503	D5
			093-1927,9066724	4.8	537		MS180-8 E180 EX200-1 K907D-2 SK07-2 DH220
			KRA1260	4.9	548		S280 LS2800FJ2 SK07-N2 K907- II VH07-7
			093-1929,9073376,2272-7024	5.2	582		MS180LC E1180 EX200LC-1 K907LC- II SK07LC-N2 DH220LC DH180LC
15	175MJ	175.51		16.4	37	411	山推SD11
			12F-32-00045	4.3	478		D40 D41
			13F-32-00031	4.7	522		D50P-16 D53P-16
			13F-32-00062	4.9	544		D50P-17/18 D53P-17/18
16	175MH	175.51		18.4	48	528	HD700 HD770 PC150
				5.1	562		HD800 HD900
			205-32-00031	4.3	505		PC200-1/2
			205-32-00051	4.5	528		PC180-3 PC200-3
			9135631,9092517, 9022210	4.6	540		EX200-2/3/5 ZX200 EX210-5 ZX210
			206-32-00031,9071451,9093029	4.7	551		PC220-3 EX100M-5 EX220-1/2/3/5
			205-32-00043,9098490,9135646,9200211	4.9	575		PC200LC-2/3 EX200LC-2/3/5 EX210LC-5 ZX200LC
18	190MA	190		20.5	38	446	山推SD13 TY120
			20Y-32-00013,1082-02210	4.5	528		PC200-5/6 R210-3 SE210-2/3 EC210-3
			206-32-00103,9066727,9093029	4.7	551		PC220-5/6 PC230-6 EX220-2/3/5 EX230-5
			20Y-32-00023,1082-02170	4.9	575		PC200(210)LC-3/5/6 SE210LC-2/3 EC210LC-3 DH220-3/5

TRACK LINK ASSY 链轨总成 JW-8002

序号	代号	节距	零件号	螺孔直径	节数	重量	适用机型
No.	Ref. No.	Pitch	Code	Hole	Link	P/W	Model
			206-32-00113,9073253,9098259	5.1	598		PC220LC-3/5/6 PC230LC-6 EX220LC2/3/5
19	190MK	190	096-4301,9W9354,24100111338F2	21	45	558	E200B 320 SK200-3/5
			087-8805,YN62D0007F1,KRA1254	4.6	570		E240 E240B/C SK200-6 SH200 HD820
			LQ62D00004F1,YN62D00013F1	4.8	595		SK220-5S SK230-6
			096-6203,9W9353,24100112150F4	4.9	608		EL200B 320L SK200LC-3/5 SH200LC
20	203MG	202.8	3P11118	19.5	36	530	D6C D6D 955L
			3P11120	3.9	574		D6D-LS
			7S9569	4.1	604		D6C-LGP D6D-LGP
21	203MC	202.8	6Y0854 1151849	21	45	685	325 325B 320S
			24100112450F3	4.6	700		SK220
22	203MD	203		19.5	37	586	D60A-6/8 D65A-6/8 上海PD165
			141-32-00063	3.9	618		D60E-LK D70-LK
			144-820-0025	4.4	697		D60P-6/8/11 D65P-6/8/11
23	203MJ	203.2		20.5	37	586	山推SD16 TY160
			14Y-32-00020	4.2	666		山推SD16TL TSY160L
			207-32-00051,9140549,2272-6047,KSA0645	4.5	713		D60P-12 D65P-12
			9071587,C8A0255	4.7	745		PC300-3 EX300-1/2/3 DH280 DH320 SH300 R290 R320
			207-32-0009,2272-1074,83E5-2501,1082-02461	4.8	761		HD1250 HD1430
			207-32-00100	5.0	793		EX300LC-1/2/3 LS4300
24	203ML	203.2		22.5	47	745	PC300-5
25	203MB	203.2		20.5	37	556	上海PD120 PD140
			24100110382F4	3.8	571		宣化T140 T165 鞍山T120 T150
			24100110382F2	4.8	721		SK300-1/3
26	216MB	215.9		5.1	766		SK300LC-1/3
			3P0629	19.5	38	706	D7G 山推SD22
27	216MA	216	154-32-00137	20.5	38	706	D80 D85 TY220
				4.0	743		宣化SD7
28	216MF	215.9	207-32-00030,9156481	22.3	45	735	PC300-6/7 PC350-6 R335-7 EX300LC-5
			207-32-00031,9167840	4.7	768		SH330
			6Y2755,LC62D00001F1	4.8	784		PC300LC-6/7 PC350-6 R335-7 EX300LC-5
29	216MC	215.9		22.8	45	865	330 SK330-6
30	216MD	216	81EH-26010	22.5	48	904	R350 R360 SE350 EC360
			9084353	4.9	923		EX400-1 PC400-1
			81EH-25010	5.1	961		R350LC R360LC
			1082-01991	5.2	980		SE350LC EC360LC
			9084356,2272-9402,81E7-0135	5.3	998		EX400LC-1 DH450LC S450LC R450LC
31	216ME	216	KSA1082	24.5	45	847	SH1300-3
			KSA1165	4.8	904		SH300LC-C3
			208-32-00101,9133225	4.9	923		PC400-3/-5,PC410-5 EX400-3/5 EX450-5
			208-32-00141	5.2	980		PC400LC-C5
			208-32-00111,9129617	5.3	998		EX400LC-3/5 PC400LC-3
32	228MA	228.6	175-32-00016	24.5	41	1125	D150 D155 山推SD32 TY320
				4.3	1180		宣化SD8
33	228MB	228.6	208-32-00300	24.5	46	874	PC400-6 PC450-6
			208-32-00310	4.9	931		PC400LC-6 PC450LC-6
34	228MC	228.6	8S0398 2P9494	23.2	38	1043	D8K D8H
35	260MA	260.35		29.5	41	1855	山推SD42
36	260MB	260.35	195-32-00012	27.4	39	1765	D355 D9H D9G
				4.0	1810		上海PD410



TRACK SHOE 履带板(DOZER) JW-8003

NO.	MODEL	A	B	C	E	F	K	L(mm)	M	N	MACHINE
1	228MA	228.6	24.5	76.2	169	219.8	97	560	268	17	D155
2	228MB	228.6	23.2	76.2	169.8	201.6	97	560	268	17	DBH DBK
3	216MB	216	19.5	76.2	146	184	86	560 / 610	250	14	D7G
4	216MA	216	20.5	76.2	146	184	86	560 / 610	250	14	D85
5	203MB	203	20.5	72	146	184	74	500 / 620	238	14	T140 TY120
6	203MU	203	20.5	72	138.4	178.4	74	510/560/610	238	14	D65
7	203MD	203	19.5	72	138.4	178.4	74	510/560/610	238	14	D60 D65
		203	19.5	72	138.4	178.4	74	960			D60P(WET)
8	203MG	203	19.5	76.2	133.4	171.4	74	510/560/610	238	14	D6C D6D
		203MG	203	19.5	76.2	133.4	171.4	910			D6C D6D(WET)
9	203MK	203	20.5	68	137.3	186.3	90	510/560/610	243	15	D6H
10	179MU	175.51	16.4	57	122.4	158.4	62	450	200	12	D50 D53
		175.51	16.4	57	122.4	158.4	62	860			D50 D53(WET)
11	175GA	175.51	18.5	58.7	125.4	144.5	62	450	200	12	D6 D6
12	171GC	171.45	16.5	60.3	107.9	107.9	62	450/510	200	12	D4D
13	154MB	154	14.3	57.1	82.4	112.4	56	400	167	10	D31E
		154	14.3	57.1	82.4	112.4	56	600 / 1050			D31P

TRACK SHOE 履带板(EXCAVATOR) JW-8004

NO.	MODEL	A	B	C	E	F	K	L(mm)	M	N	MACHINE
1	228MC	228.6	24.5	76.2	144	184	47	800	238	17	PC400-6
2	216ME	216	24.5	76.2	144	184	44	900/700/900	250	14	PC400-5
3	216MP	215.9	22.5	76.2	140.4	178.4	44	600/700/900	250	14	PC300-6/EX200-5/SH230
4	216MC	215.9	22.5	76.2	140	190	44	600/700/900	250	14	EX30
5	216MD	216	22.5	76.2	146	184	44	600/700/900	250	14	PC400-1 EX400
6	203MC	202.8	20.5	72	129	179	41	600/700/900	236	13	EX25
7	203ML	203.2	22.5	72	138.4	178.4	41	600/700/900	236	13	PC300-5
8	203MD	203.2	20.5	72	138.4	178.4	41	600/700/900	236	13	PC300-5 EX300-3 DB280
9	190MA	190	20.5	62	124.4	140.4	35	600/700/900	219	10	PC200-5 EX220 R220
10	190MK	190	20.5	69	119.6	155.6	35	600/700/900	219	10	EX20 SK200
11	190MB	190	18.5	62	124.4	140.4	35	600/700/900	219	10	PC200-3 EX200-2
12	179GA	175.51	18.5	58.7	125.4	144.5	35	500/600/700/900	198	9.5	EX200-1
13	175MG	175	16.5	57	86.4	102.4	35	500/600/700	198	9.5	PC100-5 PC120-5
14	175MB	175.51	18.5	57	122.4	138.4	35	500/600/700/900	198	9.5	HD800
15	171MB	171	16.5	58.7	125.4	144.5	26	500/600/700/900	190	8	R200
16	171GC	171.45	16.5	60.3	108	108	26	400/500/600	190	8	EX100 EX130 SK120
17	171GC	171.45	14.5	60.3	108	108	26	400/500/600	190	8	HD400 R312
18	154MC	154	14.5	57	73	89	26	400 / 450 / 500	165	7	PC60-6
19	154MB	154	14.5	57	82.4	112.4	26	400 / 450 / 500	165	7	PC100-1
20	154GA	154	14.5	55	90	90	26	400 / 450 / 500	165	7	EX60
21	135MA	135	12.5	43.2	72	99	20	400	154	6	PC60-3/5
22	135GA	135	12.5	46	63.8	93.8	20	400	154	6	PC40-7
23	135MD	135	12.5	46	80	104	20	400	154	6	EX40 EX45
24	135MF	135	12.5	46	55	85	20	400	154	6	PC40-5



FRONT IDLER 引导轮 JW-8005

序号	零件号	适用机型	重量
No.	Code	Model	Weight (kg)
1	689367, 6Y1318	D3B, D3C	57.0
2	1M8867	D4D	84.0
3	882560	D5, D6B, 955	132.6
4	882560G	D5, D6B, 955	190.0
5	7T4562, 5M9009	D6C, D6D	137.0
6	7T4562G	D6C, D6D	210.0
7	6T3216	D6H	155.0
8	7T4509, 1S8186	D7E, D7G	172.5
9	7T4509G	D7E, D7G	260.0
10	4I7337	E110B, E120B, 311, 312	78.5
11	113-2907	E200B, 315, 320	118.0
12	096-0253	EX300B	179.0
13	102-8155	320S, 325	186.8
14	102-8152	330	253.5
15	103-30-00120	D20, D21	64.5
16	113-30-33110	D3D, D31	60.0
17	113-30-00102	D3D, D31	98.0
18	113-30-13115	D50, D55, D60-3	127.0
19	131-30-00285	D50, D55, D60-3	190.0
20	141-30-33111	D60-6, D65, D70	150.5
21	144-30-00038	D60-6, D65, D70	245.0
22	150-30-22118	D80, D85	185.0
23	158-30-00100	D80, D85	330.0
24	175-30-23114	D155	251.0
25	175-30-00575	D155	460.0
26	201-30-00012	PC60-5, PC60-6	65.0
27	203-30-00210	PC100-6, PC120-6, PC130-6	74.2
28	205-30-00182	PC150-3/5, PC180-3/5, PC200-3	125.0
29	20Y-30-00030	PC200-5/6, PC210-5/6, PC220-5/6	154.0
30	207-30-00160	PC300-3/5/6, PC350LC-6	190.0
31	208-30-00200	PC400-5/6, PC450-5/6	272.2
32	9068144	EX100, EX120-1/2	86.0
33	9143388	EX100-3, EX120-3/5, EX130H-5	86.0

序号	零件号	适用机型	重量
No.	Code	Model	Weight (kg)
34	9165598	ZX95, ZX110, ZX120, ZX135	86.0
35	9066393	EX200, EX200-1	106.0
36	9143400	EX100M-5, EX200-2/3, EX220-3	106.0
37	9145269	EX200-5, EX220-5, EX230-5	114.4
38	9151028	EX300-1/2/3	168.8
39	9154690	EX300-5, EX330-5, ZX270, ZX330, ZX350	204.0
40	9099137	EX400-2/3	228.0
41	9134295	EX400-5, EX450-5	228.0
42	24100N4064F1	SK07-N2, K907-II	131.5
43	24100J6379F1	SK09-N2, K909-II	136.0
44	24100N6504F16369F1	SK100, SK120, SK130	86.0
45	24100N5948F2	SK200	113.4
46	24100J1697F1	SK220, SK250	128.0
47	LC52DU0001F1	SK300, SK400	218.0
48	C64200201	MS110-5, MS110-8	92.7
49	C34200801	MS110L-5	134.2
50	094-1384, E34200300	MS180-3, MS180-8, E180, E240	110.5
51	KNA0540	S265, LS2650, SH100	83.0
52	KRA1432	LS2800FJ2, SH200	99.0
53	KSA0783	LS4300FJ2, SH300	177.5
54	2270-1064	DH180, DH200, DH220	113.6
55	2270-1084	DH280, DH320, SOLAR290, SOLAR300	183.0
56	2270-9405	DH450, SOLAR400, SOLAR450, SOLAR470	216.0
57	E181-2004	R200	134.3
58	81EM-14010-20	R200-3, R210, R250	186.0
59	E282-2004	R280	183.0
60	81E8-2004	R290, R320, R360	183.0
61	81E7-01030	R420, R450LC	220.0
62	1081-03790	SE210-2, SE210LC-2	143.5
63	1081-00510	SE280-2, SE280LC-2, SE350-2/5	186.0



底盘件系列
UNDERCARRIAGE PARTS SERIES

底盘件系列
UNDERCARRIAGE PARTS SERIES

TRACK ROLLER 支重轮 JW-8006

序号 NO.	机型 Machine Model	零件号 Genuine Parts No.	重量 (Kg) Weight
1	245	8E-0830	124
2	307/308	127-3806/61-6524	14
3	311/312	151-9747/4E-7346	25
4	520/E200B	117-5045/8E-5034	35
5	205	8E-7494/5W4144/7T-6395	34.7
6	215B/225B	776394	38.2
7	MS120-8	C84300200	37.4
8	MS180-8/E12408	957138/A065-00112	41.2
9	322	163-4145/6V-9396	36.2
10	325	117-5046/6V-1057	44.6
11	E300(MITSUBISHI)	854972/A065-00121	
12	E300B(MITSUBISHI)	854973/A065-00122	50.5
13	219	8E-4573	40.5
14	227/229	8E-4576	47
15	235/235B/235C	8E-4579	52.4
16	330	117-5047/6V-2795	60
17	340(single)	178-7293/123-1379	77.3
18	350	189-0475	93.6
19	E450(MITSUBISHI)	863096/C643-00200B	84.1
20	PC20-1~7(steel)	20S-30-00060	8
21	PC20(rubber)	20R-35-71300	8
22	PC25-PC30-2(rubber)	20S-30-00021	6.4
23	PC40-6	20T-30-00041	10.2
24	PC40-7	20T-30-00071	8.5
25	PC60-1(steel)	201-30-00050	13.9
26	PC60-6(steel)	201-30-00062	14.5
27	PC60-6(rubber)	21W-30-00021	22
28	PC60-7	201-30-00292	14.7
29	PC75UU-1(rubber)	21W-30-00021	22
30	PC100-3.5/PC120-3.5	203-30-00140	22.8
31	PC100-6/PC120-6	203-30-00220	22.8
32	PC200-3	20Y-30-00130	35.5
33	PC200-5.6	20Y-30-00012	36.5
34	PC300-3	207-30-00130	52.5
35	PC300-5	207-30-00150	51.5
36	PC400-3.5	208-30-00210	78
37	PC650-5	209-30-00191	140
38	PC650L-C-6	21M-30-00100	109.1
39	PC1000-1	21N-30-00023	170
40	PC1250-7	21N-30-00121	183.2
41	EX25-1,2/EX30-1,2	4340535/9106668	6.2
42	EX35-1,2	4340535/9106668	6.2
43	EX20UR-1,2/EX30UR-1,2	4340535/9106668	6.2
44	EX40UR-1~3	4340535/9106668	6.2
45	EX40-1/EX45-1	4405892/9106672	9.7
46	EX60-1	9046224/9066207	14.8
47	EX60-2	9066970	13.5
48	EX60-5	9153152/9177016	13
49	EX80-1	9066206	23.1
50	EX100-EX120-1	9066508	23.7
51	EX100-2~5/EX120-2~5	9132600/9092522	22
52	EX100M-1/EX150-1	9114616/9066691	28
53	EX200-1/UH07-5	9114617/9066510	38.2

序号 NO.	机型 Machine Model	零件号 Genuine Parts No.	重量 (Kg) Weight
54	EX220-1/UH09-7	9114618/9066509	39.5
55	EX200-2,3/EX220-2,3,5	9132602	35
56	EX200-5	9134243	34.6
57	EX300-1	9114619/9066690	57.2
58	EX300-2~5	9168173/9114682	53.5
59	EX400-1~5	4386648/9129347	80.7
60	EX550-5	4348373/9109493	109.1
61	EX750	9151869	144.5
62	EX1100-1~3	9114262/4300352	198
63	EX1800-1~3	9114725/4295201	315
64	EX2500	9134231/4352440	449.5
65	SK045		9.4
66	SK60-1(rubber)	24100N6734F1	14.3
67	SK60-2	24100N6292F2	14
68	K904E	24100N2925F1	26.2
69	SK100-1/SK120-1	24100N4042F2	25
70	K907B	B9000059F6	36.7
71	K907C/SK07 II	24100N400F2	36
72	SK09-N2	24100N186F1	42.7
73	SK200-1	24100N5947F2	35
74	SK220-1	24100N1696F3	45.5
75	SK200-2,3	24100N8009F2	35
76	SK200-5,6	YN64D00013F1	35
77	SK235 SR-1	YN64D00013F1	35
78	SK300-1	24100N3856F3	56.4
79	SK310-2,3	24100N7032F1	68
80	SK330-6	LC64D00005F1	57.5
81	SK200-5,6	YN64D00019F1	35
82	SH100/SH120	KNA0242/KNA0532	25.5
83	SH120-3	KNA0693	21.8
84	SH200(outer)	KRA1189	35
85	SH200(inner)	KRA1190	36
86	SH220(outer)	KBA0869	43.2
87	SH220(inner)	KBA0870	44.2
88	SH220-2(outer)	KBA1047/KBA0432	43.2
89	SH220-2(inner)	KBA1050/KBA0433	44.2
90	LS-2800F/JF2	KRA0781	34.6
91	LS-4300/SH300(inner)	KSA0672	52.8
92	LS-4300/SH300(outer)	KSA0673	53
93	LS-5800/SH400(inner)	KA0674	68.6
94	LS-5800/SH400(outer)	KA0673	69.1
95	HD250V	767-50800100	11.9
96	HD700	547-50800110	36.8
97	HD820	707-50800101	36.8
98	HD1023	727-50800101	36.8
99	HD1250V	587-50800100	50.3
100	R200	E181-2002-KW	41.2
101	R290	81E5-2002	51.5
102	R290LC-7	81N6-11010	52.3
103	SE136LC	1081-01580	34.7
104	SE210-2	1081-03680	40.2
105	SE280		53.7
106	DH280-320	2770-9401A	52.4

TRACK ROLLER 支重轮 JW-8007

序号 NO.	机型 Machine Model	零件号 Genuine Parts No.	重量 (Kg) Weight
1	D1B(D3C-V)(S)	6S307-2T4352	21.5
2	D1B(D3C-V)(D)	6S308-2T4353	23
3	D4C(D4D5)	7K005-7K008/31M4218/2V3611/30140A	38.6
		3K2729-4B0716/4E3222/516099/3K5201	
		605362/039827/7E2465/0B1899	
		9P4208-0P7783	
4	D4C(D4D4D)	7K005-7K008/31M4218/2V3611/3K2700	40.5
		4B0291/4B0717/4E3222/516010/3K5202	
		606238/039833/7E2466/0B1600	
		9P4211-0P7787	
5	D5(D6B)(S)	959338/039833/1F6471/4K0035	46.7
		3K4542/4F3511/7E2465/7K8572	
		1S0741/3M3826/959539	
6	D5(D6B)(D)	959338/039833/1F6471/4K0036/4K4543	52.7
		4F3512/7E2466/7K8572/399782	
		1M3827/959538	
7	D6H(93)(S)	9P1368	41.5
8	D6H(93)(D)	9P1363	46.5
9	D6M(S)	124-8237	32
10	D6M(D)	124-8240	34.2
11	D6C(S)	950404/2V0630/0991/V8052	53
12	D6C(D)	950404/2V0630/0991/V8051	60
13	D6C(S) (Without Key)	118-1615	33
14	D6C(D) (Without Key)	118-1615	33
15	D6D(S)	700421/9G0209	53
16	D6D(D)	700421/9G0304	53
17	D6D(S) (Without Key)	118-1617	33
18	D6D(D) (Without Key)	118-1618	60
19	D6R(S)	120-5746	54
20	D6R(D)	120-5766	60.5
21	D6M(S)	121-0924	45.1
22	D6M(D)	121-0927	49.8
23	D6H(S)	774107	51.3
24	D6H(D)	774107	58
25	D7(D7G)(S)	950116/879871/3P1520/1P0602	69
		499590-490851	
26	D7(D7G)(D)	950117/879872/3P1521/1P0603	77
		499593-852912/852933	
27	D7(D7G)(S) (Without Key)	118-1623	69
28	D7(D7G)(D) (Without Key)	118-1623	77
29	D7C(D7D)(D)(S)	1P100903137/709458/SB5100/1E2412	69
		4F2085/7E2469/810789/810876/7M4514	
		8M4111/1P2463/3P0963/35	
		624325674/4589095978	
		4593199	
30	D7C(D7D)(D)(D)	1P102006122/709459/SB9160/1E2413	77
		4F2086/7E2470/810787/810877/8M4516	
		8M4111/1P2462/3P0966/307145/505746	
		458991/582869/53395	
31	D7C(D7D)(D)(S) (Without Key)	118-1619	69
32	D7C(D7D)(D)(D) (Without Key)	118-1620	77
33	D7R(S)	124-8239	72.5
34	D7R(D)	124-8253	80.5
35	D7J(S)	134-6636	72.5
36	D7J(D)	134-6627	80.7
37	D7H(S) VE	9W5560T0067	64
38	D7H(D) VE	9W5558T0068	70.3
39	D8N(S)	9W8705/309188	91.2
40	D8N(D)	9W8706/309193	100
41	D8K(S)	8P4897/780801/916448/0P7308	109.7
42	D8K(D)	8P4898/780802/916445/0P7309	122.7
43	D8L(S)	9W7826/307594/278240/2Y8489/7T2018	88.3
44	D8L(D)	9W7827/307595/278240/2Y8709	95.6
45	D9C(D9H)(S)	8P5605/781672/4M0892/787072	152.9
46	D9C(D9H)(D)	8P5604/787073/4M0893/787073	164.9
47	D9N(D9R)(S)	771258	108.5
48	D9N(D9R)(D)	771253	112.5
49	D9L(S)	8Y2960/906641/711831	127.6
50	D9L(D)	8Y2961/906642	132.3
51	D10N(D10R)(S)	6Y0880	147
52	D10N(D10R)(D)	6Y0880	155.8
53	D10L(S)	101-30-00042/201-30-00050	145.1
54	D10L(D)	113-30-00110/111-30-00274/113-30-00272	28.3

序号 NO.	机型 Machine Model	零件号 Genuine Parts No.	重量 (Kg) Weight
55	D10L(D)	140-30-00051/131-30-00020/140-30-00077	45.3
		131-30-00321/140-30-00052	
56	D10L(D)	140-30-00081/131-30-00033/140-30-00082	53.8
		131-30-00331/140-30-00062	
57			
58	D10-15(D10-3)(S)	131-30-00322	45.3
59	D10-15(D10-3)(D)	131-30-00332	53.8
60	D11-6(S)	124-30-2462	39.2
61	D11-6(D)	131-30-00342	49.1
62	D11(S)	131-30-00352	54.9
63	D11(D)	141-30-00529/141-30-00570/207-30-00002	55
64	D10-6(S)	141-30-00571/141-30-00578	61.5
65	D10-6(D)	141-30-00581/141-30-00586	61.5
		207-30-00040	
66	D15-12(S)	14X-30-00081	54.9
67	D15-12(D)	14X-30-00091	60.9
68	D10-12(S)	154-30-00505/150-30-00066	71.3
		154-30-00509/154-30-00501	
69	D10-12(D)	154-30-00512/154-30-00504	71.3
		154-30-00409/150-30-00054/154-30-00402	
		154-30-00400/154-30-00401	
70	D10-18(S)	155-30-00112/155-30-00240/155-30-00128	71.8
		145-30-02592/145-30-00326	
		154-30-00310/155-30-00120	
		155-30-00121/155-30-00122	
		155-30-00123/155-30-00124	
71	D10-18(D)	155-30-00112/155-30-00114	81.5
		155-30-00126/145-30-00330	
		154-30-00409/155-30-00112	
		155-30-00111/155-30-00112	
72	D10-18(S)	155-30-00112/155-30-00114	72
		145-30-00250/145-30-00320	
		154-30-00510/155-30-00120	
		155-30-00121/155-30-00122	
		155-30-00123/155-30-00124	
73	D10-18(D) (Without Key)	155-30-00116/155-30-00240/155-30-00118	82
		145-30-02609/145-30-00330	
		154-30-00400/155-30-00110	
		155-30-00111/155-30-00112	
		155-30-00113/155-30-00114	
74	D150A-1(D155A-1)(S)	175-30-00486/175-30-00760	106
		175-30-00489/175-30-00491	
		175-30-00492/175-30-00494	
75	D150A-1(D155A-1)(D)	175-30-00487/175-30-00760	117.5
		175-30-00490/175-30-00770	
		175	



CARRIER ROLLER 托轮 JW-8008

序号 NO.	机型 Machine Model	零件号 Genuine Parts No.	重量 (kg) Weight
1	307/308	102-8076	7.2
2	311/312	41-7345	14.4
3	MS120-8	C44301001	16.5
4	MS180-3(MITSUBISHI)	965260	25
5	320/E200B	8E-5600	17.7
6	325/330	102-8152/6Y-5323	30
7	E300B (MITSUBISHI)	960330	21.3
8	E45Q(MITSUBISHI)	946114	41.5
9	350	8E-4623	50.5
10	PC60-7(steel)	21W-30-00090	3.5
11	PC100-5/PC120-5	203-30-00150	12.3
12	PC200-1~5	20Y-30-00022	21.8
13	PC200-7	22U-30-00021	16.7
14	PC300-7	207-30-00430	30.2
15	PC300-1~5	208-30-00320	34.3
		207-30-00140	
		207-30-00032	
16	PC400/450-6	208-30-00340	38.1
17	PC400-7	208-30-00431	30.2
18	PC650-5	195-30-00580	70.5
19	PC650LC-6	21M-30-00200	46.8
20	PC750/PC800-7	209-30-00300	54.6
21	PC1000-1	21N-30-00030	75
22	PC1250-7	21N-30-00130	78.2
23	ZX50	4403459	3
24	EX60-1~3	9108841	7.5
25	EX60-5	9153288	5.5
26	EX100-2	9092400	11.3
27	EX100-1/EX120-1	9105752/9061288	13.3
28	EX200-1/EX220-1	9105751/9062406	21.5
29	EX200-2~5/EX220-2~5	9134245/9089636	19.6
30	EX300-1	9105750	22.8

序号 NO.	机型 Machine Model	零件号 Genuine Parts No.	重量 (kg) Weight
31	EX300-2~5	9149839/9096966	21.5
32	EX400-1	9072634	33.2
33	EX400-2~5	4349516/9099140	38.5
34	EX550-5	4349517/9109492	46.8
35	EX750	9078675	59.1
36	EX1800-1~3	9066422/4349519	53
37	EX2500	9173150	101.5
38	SK100-1~3/SK120-1~3	24100N4038F2	8
39	SK07-1/SK09-1	24100N2110F1	13.5
40	SK07-N2/SK09-N2	24100N4057F1	18.5
41	SK200-1~3/SK220-3	24100N5946F2	15.8
42	SK220-1,2	24100N6194F1	18
43	SK200-6	YN64D01022F0	21.8
44	SK300-1	24100N3841F2	19.5
45	SK300-2,3	24100N7035F1	31.5
46	SH100/SH120	KNA0592/KNA0625	13.9
47	SH200/SH220	KRA1251/KRA1302	16.7
48	LS2600/LS2800	KRA1267	16.4
49	SH300/S430F2/C2/JS	KTA0958	34
50	S580F2/C2/JS	KTA0958	34
51	HD700V	187-50600100	19.8
52	HD1250V	107-50600110	38.8
53	R200,R200LC	E181-2002	16.5
54	R280,R290,R320	81E9-2003	35
55	SE130LC	1081-01670	19
56	SE210-3	1030-50030	32.8
57	SE280-2	1081-01030	29.5
58	SE350LC	1081-01820	37.1
59	DH120,DH130,DH170	2270-1062	18.2
60	DH180,DH200LC, DH220LC	2270-1005	29.8
		2270-1005	
61	DH280,DH320	2270-6126	31.2



CARRIER ROLLER 托轮 JW-8009

序号 NO.	机型 Machine Model	零件号 Genuine Parts No.	重量 (kg) Weight
1	D3B,D3C	6S3609	16.5
2	D4	6K9880/3K7962/6K9879	20.5
3	D5H	6Y3908	30.5
4	D6H/D6R	6Y1781	37.3
5	D5B/D6B	9S3570/5A8374/4K3985/5K6537/5M8631/8SD465	30
6	D6C/D6D	3T3206/9S2730/3Y3402/5M7318/1V8055	36
7	D7F/D7G	1P8717/2P3514	41
8	D8K	8P6256/9P2663	47.8
9	D8N	8E0400	41.3
10	D9G/D9H	7M5288/3P3403	70.5
11	D20-5 VE	103-30-00010/103-30-11-00011	15
12	D20-6,7	103-30-00131	11.7
13	D30-17~20 VE	113-30-00112	20
14	D40-1~5/D50-15~18	141-30-00110/131-30-00316/141-30-00110/	27.8
		131-30-00310/131-30-00311/131-30-00312/	
		131-30-00313/131-30-00314/131-30-00315/	
		140-81-30070/141-30-00073	
15	D41-6	124-30-53000	18.3
16	D61	134-30-00110	25.3
17	D60-6	141-30-00568/141-30-00566/ 141-30-00564/144-813-0053	32.5
18	D65EX-12	14X-30-00141	34.3
19	D80-18	155-30-00233/155-30-00235/140-30-00240/	34
		145-30-00110/145-30-00112/145-30-00340/	
		154-30-00308/155-30-00172/155-30-00231	
20	D150A-1/D155A-1	175-30-00515/175-30-00517/	51
		175-30-00470/175-30-00472/	
		175-30-00513/175-30-00532	
21	D355A-1	195-30-00106/195-30-00103/195-30-00104	72.3
22	D375A-1	195-30-00580	70.5
23	D375A-2,3	195-30-01040	72.6



JW-8010

TEEH, ADAPTER, PIN TEEH 斗齿/斗座/斗销 适用车型 MODEL

小松系列	KAMATSU:	PC60, PC100, PC200, PC300, PC400, PC650
卡特系列	CATERPILLAR:	307, 312, 320, 330
日立系列	HITACHI:	EX60, EX100, EX200, EX300, EX400
神钢系列	KOBELCO:	SK100, SK200, SK300
住友系列	SUMITOMO:	SH120, SH200, SH280, SH300
现代系列	HYUNDAI:	R60, R200, R290
大宇系列	DAEWOO:	DH55, DH220, DH280, DH330, DH360
加藤系列	KATO:	HD250, HD700, HD770, HD1250, HD1430
三星系列	SAMSUNG:	SE130, SE210, SE235, SE240, SE280



JW-8011

EDGE CUTTING, END BIT 刀角/刀片 适用车型 MODEL

小松系列	KOMATSU:	D31, D41, D50, D60, D65, D80, D85, D155, D355
卡特系列	CATERPILLAR:	D3C, D4D, D5, D6D, D6H, D7G, D8K, D8R, D9L, D9N
山推系列	SHANTUI:	S008, SD13, SD16, SD22, SD23, SD32, SD42
富化系列	XUANHUA:	T140-1/2, T165, S066, S07, S08
上海系列	SHANGHAI:	PD120, PD140, PD165, PD220, PD320, PD410
其他系列	OTHERS:	T90, T100, T120, T140, T160, TY220



底盘件系列 UNDERCARRIAGE PARTS SERIES

底盘件系列 UNDERCARRIAGE PARTS SERIES

SPROCKET 驱动轮 JW-8012

No.	零件号 Code	适用机型 Model	规格 Standards	重量 Weight (kg)
1	6Y2047	D1B, D3C	25T25H5	19.5
2	7K214, 4V4107	D4D	29T	39
3	5S0836	D5	27T27H9	46.8
4	499102	DC, DxD	25T20H5	55.5
5	117-1616	DxD-LS	25T20H5	55.5
6	7X7212	DxH	25T25H5	57.5
7	9P1898	D7H	25T25H5	74
8	3P1039, 5S0052	D7F, D7G	25T20H5	73.5
9	2P9510	D8H, D8K	27T27H9	105.3
10	41742	E110B, 311B, 312B, 314C	21T15H	39.3
11	095-7412	E180, MS180-8	23T22H	53
12	096-4327	E200B	21T14H	47.8
13	8E905	318B, 320B, 320C	21T16H	38.5
14	6Y4896	320S, 325, 325B, 325N	21T18H	53.5
15	6Y5685	330, 330B	23T16H	94.5
16	113-27-31320	DxO, D1, SDx8	25T16H	40
17	131-27-61710	D4D, D50, D53	27T27H9	64.8
18	141-27-32410	D60, D65, D70, SD16, TY160, PD165	27T27H9	70.2
19	155-17-00151	D80, D85, SD12, TY220	25T25H9	70.8
20	175-27-22235	D155, SD12, TY320, PD320	27T27H9	108
21	201-27-41110	PC60-5	23T12H	23
22	21W-27-11110	PC60-6	21T12H	22.3
23	203-27-411111	PC100-3, PC120-3	25T15H	44
24	203-27-51310	PC100-5, PC120-5	21T15H	33.8
25	205-27-71281	PC200-3	21T20H	39
26	20Y-27-11581	PC200-5/6, PC220-5/6/7	21T20H	39
27	207-27-33222	PC280, PC300-3/5	22T20H	52.9
28	207-27-61210	PC300-6, PC350-6	21T20H	67
29	208-27-31221	PC400-3/5	23T26H	66
30	208-27-61210	PC400-6, PC450-6	21T20H	69
31	1009954	L7807-3, L8083	23T18H	60.4
32	9010325	EX100, EX120, ZX95, ZX110, ZX120	21T16H	33
33	8010204	EX100M-5, EX200-L, ZX110M, ZX200	23T16H	52

No.	零件号 Code	适用机型 Model	规格 Standards	重量 Weight (kg)
34	8010203	EX200-2, EX220	21T16H	44
35	8018740	EX200-3, EX200-5	21T16H	46.4
36	8010467	EX200-V2, EX200-1/2/3	21T16H	59
37	8022168	EX300-5, EX330-5, ZX270, ZX300	21T20H	89
38	8010956	EX400-2/3/5, EX450-5, ZX400	23T24H	77
39	2404036	SK07-2, SK07-II	23T16H	56
40	2404251	SK07-N2, 907-II	25T20H	56
41	2404946	SK100, SK120	21T15H	36.5
42	2404944	SK200 MARK III TV	21T22H	47
43	3404262	SK200R, SK210LC-6E, SK200 MARK III	21T20H	65
44	LC5000000P*	SK300 MARK III TV, SK300 MARK III TV	23T26H	98.8
45	KRA0777	LS280, LS2800F1	21T21H	46
46	KRA0436, KRA0856	S280, LS800F2, HD370	23T22H	51.3
47	KRA1109, KRA1665	SH200, HD820	21T22H	52
48	KS40643	LS4300F2, SH200	23T24H	109.2
49	2108-1014	DH180, DH200, DM200	23T22H	45.2
50	2108-1028	SOLAR200, SOLAR 220, SOLAR 225	23T16H	45.2
51	2108-1015	DR280, DR280LC-2, SOLAR280LC-3	23T16H	55
52	2108-1024	DM200	23T24H	60.8
53	2108-1031B	SOLAR450-III, SOLAR450LC-V	23T24H	65
54	E181-2001	R200, R200LC	23T16H	33
55	81EM10030	R200-III, R210-III, R250LC-III	21T16H	44
56	E282-2001	R280, R280LC	23T16H	60
57	81E5-2001	R290, R320LC	23T16H	76.2
58	801-60001	SE210, SE210LC	23T22H	36
59	801-03710	SE210-2, SE210LC-2	21T22H	52.2
60	801-01900	SE280-2, SE280LC-2	23T24H	82
61	801-01850	SE300C-2, SE300LC-5	21T24H	78.6

TRACK BOLT & NUT 履带螺栓/螺母 JW-8013

序号 No.	零件号 Code	尺寸 Dimension
1	2b1484/7L1706	7/16" * 1.19/16" UNF
2	102-8072/1028073	1/2" * 1.3/8" UNF
3	093-0251/093-0316	1/2" * 1.1/2" UNF
4	8H7504/6S3419	1/2" * 1.1/2" UNF
5	4K7038/7K2017	9/16" * 1.3/8" UNF
6	7H3596/7K2017	9/16" * 1.5/16" UNF
7	5A3187/7K2017	9/16" * 3" UNF
8	7H3597/1M1408	5/8" * 2.3/32" UNF
9	9G3110/1M1408	5/8" * 2.5/32" UNF
10	5A4104/1M1408	5/8" * 2.3/8" UNF
11	1S1859/1S1860	3/4" * 2.5/32" UNF
12	7H3598/1S1860	3/4" * 2.13/32" UNF
13	6V1792/1S1860	3/4" * 2.7/16" UNF
14	5A7524/1S1860	3/4" * 4" UNF
15	7H3599/2S2140	7/8" * 2.13/32" UNF
16	7T2748/7G6442	7/8" * 3.11/32" UNF
17	6V1732/7G6442	7/8" * 3.13/32" UNF
18	2M5657/1S6421	1" * 2.15/16" UNF
19	3T3630/2V0250	1" * 3.1/8" UNF
20	6T2638/7G0343	1" * 3.35/64" UNF
21	6V1726/7G0343	1" * 3.3/16" UNF
22	7T1000/5P8221	1.1/8" * 3.25/32" UNF
23	5P3868/5P8221	1.1/8" * 4.13/32" UNF
24	093-0251/093-0316	M13 * 1.5 * 38
25	M1345	M13 * 1.25 * 45
26	203-32-21210/1803-01420	M14 * 1.5 * 48
27	M1456	M14 * 1.5 * 56
28	417538/516125	M16 * 1.5 * 46
29	M1456	M16 * 1.5 * 48
30	LP60D01001P1	M16 * 1.5 * 51
31	203-32-51210/203-32-51220	M16 * 1.5 * 53

序号 No.	零件号 Code	尺寸 Dimension
32	098-1043/093-0319	M16 * 1.5 * 55
33	M1657	M16 * 1.5 * 57
34	M1660	M16 * 1.5 * 60
35	093-0259/093-0391	M16 * 1.5 * 68
36	M1855	M18 * 1.5 * 55
37	135-32-11210/135-32-11221	M18 * 1.5 * 57
38	093-0262/093-0320	M18 * 1.5 * 58
39	M1960	M19 * 1.5 * 60
40	M1965	M19 * 1.5 * 65
41	M1969	M19 * 1.5 * 69
42	20Y-32-11210/154-32-31220	M20 * 1.5 * 55F
43	9W1619/9W3361	M20 * 1.5 * 55
44	14X-32-05000/14X-32-11220	M20 * 1.5 * 56
45	M2057	M20 * 1.5 * 57
46	240472749	M20 * 1.5 * 60
47	207-32-11350/01803-02026	M20 * 1.5 * 63
48	6Y0846/9W3361	M20 * 1.5 * 63
49	M2065	M20 * 1.5 * 65
50	154-32-11230/154-32-31220	M20 * 1.5 * 68
51	093-0265/093-0321	M20 * 1.5 * 70
52	207-32-51210/207-32-51220	M22 * 1.5 * 68F
53	4229448/439449	M22 * 1.5 * 66
54	6Y9024/9W4381	M22 * 1.5 * 67
55	8E1010/9W4381	M22 * 1.5 * 73
56	093-0268/096-0386	M22 * 1.5 * 78
57	208-32-51210/208-32-51220	M24 * 1.5 * 68
58	176-32-11210/176-32-11220	M24 * 1.5 * 75
59	093-0271/096-0323	M24 * 1.5 * 81
60	195-32-11210/195-32-11221	M27 * 2.0 * 82
61	6Y7432/6Y7433	M27 * 2.0 * 90
62	195-32-61210/195-32-31221	M30 * 2.0 * 96

SEGMENT BOLT & NUT 齿块螺栓/螺母 MT-8014

序号 No.	零件号 Code
1	9W9265/8H5724
2	3S8182/7H1607
3	6V0937/7H3607
4	3S0336/7H1608
5	5P7665/7H3608
6	9S2727/7H3609
7	5P4130/7H3608
8	5P0233/2M5656
9	9W8328/7H3609

序号 No.	零件号 Code
10	7T1248/7H3609
11	5P5422/2M5656
12	09203-11860/01803-11824
13	154-27-12320/01803-02228
14	154-27-12181/01803-02228
15	178-27-11550/01803-02420
16	195-27-12632/1803-2430
17	195-27-31641/195-27-31871

PLOW BOLT & NUT 刀角螺栓/螺母 JW-8015

序号 No.	零件号 Code	尺寸 Dimension
1	4P3654/4K0376	3/8" * 2" UNC
2	3P3108/4K0376	3/8" * 2" UNC
3	4P3656/4K0376	3/8" * 2" UNC
4	4P3657/4K0376	3/8" * 2" UNC
5	4P3658/4K0376	3/8" * 2" UNC
6	4P7827/215506	3/4" * 2" UNC
7	5M7792/215506	3/4" * 2" UNC
8	5M7712/215506	3/4" * 2" UNC
9	1M8787/215506	3/4" * 2" UNC
10	4P0232/215506	3/4" * 2" UNC
11	6P0186/215505	3/8" * 2" UNC
12	5M7409/215505	3/8" * 2" UNC

序号 No.	零件号 Code	尺寸 Dimension
13	22144/215505	5/8" * 2" UNC
14	13P07/215507	1" * 2" UNC
15	4P4202/215507	1" * 2" UNC
16	4P0958/215507	1" * 2" UNC
17	4P2082/215507	1" * 2" UNC
18	8P283/215507	1" * 2" UNC
19	5P8136/215507	1" * 2" UNC
20	8P8079/3K9770	11/8" * 1 1/2" UNC
21	6V6555/3K9770	11/8" * 1 3/4" UNC
22	5P8823/3K9770	11/4" * 1 1/2" UNC
23	6V8360/3K9770	11/8" * 1 1/2" UNC
24	5P8361/3K9770	11/4" * 1 1/2" UNC

其他系列
OTHERS

JW-9001

 B50 加油泵
Fuel Transfer Pump

JW-9003

 加油泵
Fuel Transfer Pump

JW-9005

 脚踏式黄油机
Foot Pedal Grease Machine

JW-9007

 MOTTROL
900CC
Grease gun

JW-9009

 正宗黑金刚

JW-9002

 Mobil pump super 1300
加油泵
Fuel Transfer Pump

JW-9004

 加油泵
Fuel Transfer Pump

JW-9006

 600CC 70808
Grease gun

JW-9008

 CAT 600CC

JW-9010

 西德百顺 PRESSOL



JW-9011
气封(GAS SEAL)

JW-9012
防尘封(DUST SEAL)

JW-9013
斯特封(STEP SEAL)

JW-9014
缓冲封(BUFFER SEAL)

JW-9015
O型圈(O-RING)

JW-9016
主油封(U-PACKING)

JW-9017
皮碗(DIAPHRAGM)

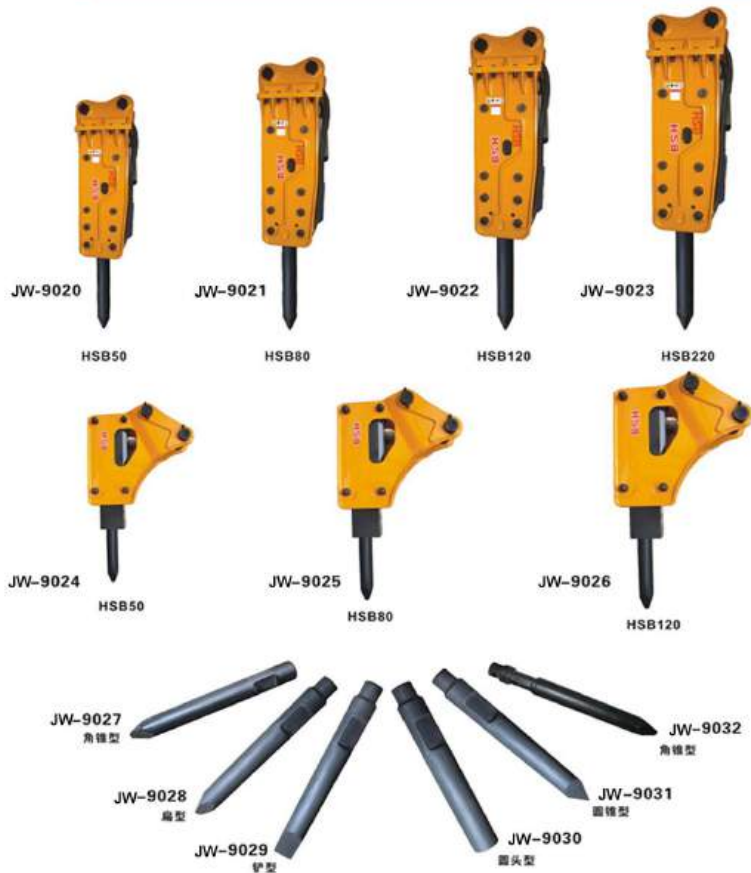
JW-9018
修理包 SEAL KIT

JW-9019
板胶

其他系列
OTHERS

其他系列 OTHERS

其他系列 OTHERS



名称 NAME	单位 UNIT	产品名 MODEL					
		SPGA50	SOGA80	SOGA120	SOGA200	SOGA220	SOGA350
总重量	Kg	268	510	742	1600	1750	2600
冲击能量	J	680	1500	2100	4500	5800	9500
冲击频率	bpm	500~750	500~700	500~750	400~800	350~750	300~600
工作压力	bar	95~130	40~130	130~150	160~180	160~180	160~190
钢板压力	bar	150~170	150~170	160~190	210~220	210~220	220~230
液压油流量	l/min	34~60	60~80	70~100	125~150	125~150	180~220
工具直径	mm	68	85	100	135	140	153
压力缸大小	mm	12	19	19	25	25	25
反换线大小	mm	12	19	19	25	25	25
最佳当液冲温度	°C	+40~+60	+40~+60	+40~+60	+40~+60	+40~+60	+40~+60
最佳当液油粘性	cst	30~60	30~60	30~60	30~60	30~60	30~60
搬运重量	ton	3.5~9	6~9	9~13	18~25	20~32	28~40

All Original Manufacturer's Name Parts Number Logo And Description Are For Reference Purposes Only



注：所有原厂制造商之名称、型号、标志及品名仅供参考

其他系列 OTHERS

其他系列 OTHERS

<p>>> JW-9045</p>  <p>EX200-5</p>	<p>>> JW-9046</p>  <p>EX200-2</p>	<p>>> JW-9047</p>  <p>PC200-6</p>	<p>>> JW-9048</p>  <p>PC200-5</p>	<p>>> JW-9061</p>  <p>EX300-3</p>	<p>>> JW-9062</p>  <p>EX300-1</p>	<p>>> JW-9063</p>  <p>PC200-6</p>	<p>>> JW-9064</p>  <p>PC200-5</p>
<p>>> JW-9049</p>  <p>DH220-5</p>	<p>>> JW-9050</p>  <p>E320D</p>	<p>>> JW-9051</p>  <p>E200B</p>	<p>>> JW-9052</p>  <p>SK230-6E</p>	<p>>> JW-9065</p>  <p>DH220-5</p>	<p>>> JW-9066</p>  <p>DH300-5</p>	<p>>> JW-9067</p>  <p>E320C</p>	<p>>> JW-9068</p>  <p>E320B</p>
<p>>> JW-9053</p>  <p>SK200-8(铝 Alum)</p>	<p>>> JW-9054</p>  <p>SH200A1</p>	<p>>> JW-9055</p>  <p>HD820</p>	<p>>> JW-9056</p>  <p>HD700-7</p>	<p>>> JW-9069</p>  <p>SK200-6</p>	<p>>> JW-9070</p>  <p>SK230-6E</p>	<p>>> JW-9071</p>  <p>SH200-3</p>	<p>>> JW-9072</p>  <p>SH120</p>
<p>>> JW-9057</p>  <p>R220-5</p>	<p>>> JW-9058</p>  <p>ZAX200</p>	<p>>> JW-9059</p>  <p>ZAX240-3(铝 Alum)</p>	<p>>> JW-9060</p>  <p>ZAX330-3(铝 Alum)</p>	<p>>> JW-9073</p>  <p>HD820</p>	<p>>> JW-9074</p>  <p>R200-3</p>	<p>>> JW-9075</p>  <p>ZAX200</p>	<p>>> JW-9076</p>  <p>ZAX330(铝 Alum)</p>